

Hizentra[®] AU

Human Normal Immunoglobulin 20% (20 g per 100 mL), solution for subcutaneous administration.

Consumer Medicine Information

What is in this leaflet

This leaflet answers some common questions about Hizentra[®] AU.

It does not contain all the available information. If you require further information about this medicine or your treatment, have any questions, or are not sure about something in this leaflet, consult your doctor or pharmacist.

All medicines have benefits and risks. Your doctor has weighed the benefits that Hizentra[®] AU will have for you against the possible risks.

If you have any concerns about using this medicine, ask your doctor. Follow your doctor's advice even if it is different from what this leaflet says.

Keep this leaflet with the medicine.

You may need to read it again.

The information in this leaflet is subject to change.

Please check with your doctor whether there is any new information about this medicine that you should know since you were last treated.

What Hizentra[®] AU is used for

Your medicine is Hizentra[®] AU, a solution for subcutaneous infusion. Hizentra[®] AU contains human immunoglobulins and is manufactured from human plasma (the liquid component of blood) collected by Australian Red Cross Lifeblood. Immunoglobulins are also called antibodies and are a type of protein found in the blood. Immunoglobulins are produced by your body's immune system to fight infections caused by bacteria and

viruses. If you do not have enough antibodies you may not be able to fight off diseases.

Your doctor may give you Hizentra[®] AU either for:

- the replacement of antibodies because your antibody levels are low (referred to as immunodeficiency), or
- a condition where there is an imbalance in your immune system requiring treatment with immunoglobulins (referred to as immunomodulation).

Your doctor may have prescribed Hizentra[®] AU for another reason.

Ask your doctor if you have any questions about why it has been prescribed for you.

Before you are given Hizentra[®] AU

When you must not have it

Do not have Hizentra[®] AU if you have:

- a history of allergy to human immunoglobulin products (allergic reactions may include skin rash, face swelling, wheezing or breathing difficulties)
- previously been told you react to any of the ingredients in Hizentra[®] AU (the ingredients are presented in the last page on this leaflet under the heading **Ingredients**)
- been told you have antibodies to immunoglobulin A (IgA)
- too much proline in your blood (hyperprolinaemia).

If you are not sure whether you should be given this medicine, talk to your doctor.

Before you are given it

Tell your doctor if you:

- are pregnant or breast-feeding
- have had any vaccinations within the last two weeks
- are allergic to any medicine or food
- have IgA deficiency
- have a history of heart, or blood vessel disease, or blood clots, have thick blood, have been immobile for some time. Also tell the doctor what medicine you are using as some medicines such as those that contain the hormone estrogen (for example, birth control pills), may increase your risk of developing a blood clot.
- have any other medical conditions.

If you have not told your doctor about any of the above, tell them before you are given Hizentra® AU.

About blood products

When medicines are made from human blood or plasma, processes are used to prevent infections being passed from the blood/plasma donor to the person receiving the medicine. These processes include careful selection of the people who donate blood and plasma to make sure that those who might be carrying infections are excluded. In addition, each donation and pools of donations are tested for indicators of virus or virus infection(s).

Manufacturers of these medicines also include steps in the processing of blood or plasma that inactivate or remove viruses. Despite these processes, when medicines are prepared from human blood or plasma, the possibility of passing on an infection cannot be totally ruled out. Unknown or new viruses or other types of infection could also be passed on.

However, the measures taken in the manufacture of this medicine are considered effective for enveloped viruses such as human immunodeficiency virus (HIV), hepatitis B virus and hepatitis C virus, and for the non-enveloped viruses hepatitis A (HAV) and B19 virus (B19V).

There is reassuring clinical experience regarding the lack of HAV or B19V infections following treatment with immunoglobulin products. The antibodies which are in

Hizentra® AU may also make an important contribution to limiting the possibility an infection could be passed on.

Please discuss the risks and benefits of this product with your doctor.

Taking other medicines

Tell your doctor if you are taking any other medicines, including medicines that you buy without a prescription from your pharmacy, supermarket or health food shop.

Some medicines may affect the way other medicines work.

Vaccinations:

This product may affect how some vaccines work. Tell your doctor or healthcare professional that you are taking Hizentra® AU before you get a vaccine.

How to use Hizentra® AU

Treatment should be started and supervised by a doctor. Hizentra® AU is administered as an infusion subcutaneously (under the skin). If your doctor decides that you should receive Hizentra® AU at home, they will ensure you receive detailed instructions and training on how to use it.

If you do not understand the instructions ask your doctor or health professional.

How much is given

Your doctor will determine the dose(s) of Hizentra® AU that you will receive. Doses may be given at repeated intervals, from daily to once every two weeks. Your doctor may adjust the dose based on your response to the treatment.

Do not change the dose or dosing interval without consulting with your doctor. If you think you should receive Hizentra® AU more or less frequently, please speak to your doctor. If you think you have missed a dose, speak to your doctor as soon as possible.

How to prepare it

If your doctor considers that you should receive Hizentra® AU at home, the instructions below should be followed carefully.

Step 1: Clean surface

Clean a table or other flat surface.

Step 2: Assemble supplies

Gather the Hizentra® AU vial(s) and the following supplies (not provided with Hizentra® AU), as directed by your doctor: The Hizentra® AU vials must be at room temperature before administration.

- Administration tubing
- Subcutaneous needle and required tubing
- Syringes
- Transfer device or drawing up needle(s)
- Gauze and tape, or transparent dressing (if required)
- Infusion pump (if required)
- Sharps container
- Alcohol (antiseptic) wipes
- Treatment diary.

Step 3: Wash hands

Thoroughly wash and dry your hands (Figure 1).



Figure 1

Step 4: Check vials

Hizentra® AU is a pale-yellow to light-brown clear solution. Check for particles or colour changes (Figure 2). **Do not use the vial if:**



Figure 2

- the liquid looks cloudy, contains particles, or has changed colour.
- the protective cap of the vial is missing or defective.
- the expiry date on the label has passed.

Step 5: Preparation of Hizentra® AU for infusion

Transfer Hizentra® AU from vial(s) to syringe

Take the protective cap off the vial (Figure 3).



Figure 3

Clean the vial stopper with an alcohol wipe (Figure 4). Allow to dry.



Figure 4

Attach a needle or transfer device to the syringe tip, using a clean (non-touch) technique. If using a transfer device, follow the instructions provided by the device manufacturer. If using a needle and a syringe to transfer Hizentra® AU, follow the instructions below.



Figure 5

- Attach a sterile transfer needle to a sterile syringe (Figure 5).
- Pull out the plunger of the syringe to fill the syringe with air. Make sure the amount of air is the same as the amount of Hizentra® AU you will transfer from the vial.
- Put the Hizentra® AU vial on a flat surface. Keeping the vial upright, insert the transfer needle into the centre of the rubber stopper.
- Check that the tip of the needle is not in the liquid. Then, push the plunger of the syringe down. This will inject the air from the syringe into the airspace of the vial.

- Leaving the needle in the stopper while keeping pressure on the syringe plunger, carefully turn the vial upside down (**Figure 6**).



Figure 6

- Gently withdraw the needle so the tip sits in the Hizentra® AU fluid and release the pressure on the plunger. The fluid will automatically fill the syringe. Once the automatic filling is complete slowly pull back on the plunger to fill the syringe with any remaining Hizentra® AU.
- Take the filled syringe and needle out of the stopper. Take off the needle and throw it away in the sharps container.
- When using multiple vials to achieve the desired dose, repeat this step.

Step 6: Prepare the Subcutaneous needles and related tubing

Attach the subcutaneous needle to infusion tubing (if required).

Prime (fill) the infusion tubing. To prime the tubing, connect the syringe filled with Hizentra® AU to the infusion tubing and gently push on the syringe plunger to fill the tubing with Hizentra® AU (**Figure 7**).

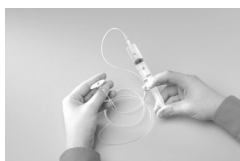


Figure 7

Stop priming before Hizentra® AU fluid reaches the needle.

Step 7: Prepare infusion site(s)

Select an area on your abdomen, thigh, upper arm, or side of upper leg/hip area for the infusion (**Figure 8**). Never infuse into areas where the skin is tender, bruised, red, or hard. Avoid infusing into scars or stretch marks. The number of infusion sites depends on the volume of the total dose. Your healthcare professional can advise you about this.

If you are using more than one infusion site, be sure each site is at least 5 cm apart.

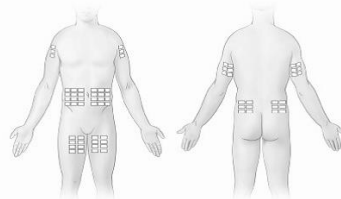


Figure 8

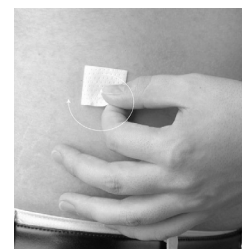


Figure 9

Clean the skin at each site with an alcohol wipe (**Figure 9**). Let the skin dry.

Step 8: Insert needle(s)

Using two fingers, pinch the skin around the infusion site. Insert the needle into the skin (**Figure 10**). Your healthcare professional will advise you on the positioning of the needle as it is dependent on the type of needle used.

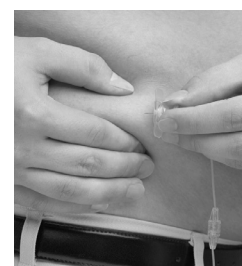


Figure 10

Secure the needle in place as directed by your healthcare professional (**Figure 11**). This will keep the needle from coming out.



Figure 11

Step 9: Start infusion

MAKE SURE YOU ARE NOT INFUSING HIZENTRA® AU INTO A BLOOD VESSEL. To test for this, pull the plunger back gently. If you see any blood flowing back into the tubing, remove the needle. Discard the tubing and needle and restart from **Step 6**.

If using an infusion pump, prepare the pump following the manufacturer's instructions.

Follow the instructions that you have been given by your healthcare professional to start the infusion. Infuse at the rate you have been instructed (**Figure 12**).



Figure 12

Step 10: Record treatment

Complete your treatment diary as instructed by your healthcare professional.

Step 11: Clean up

Remove the needle set and cover the infusion site with a protective dressing as directed by your healthcare professional.

Discard the empty Hizentra® AU vial(s), needles, infusion tubing, and syringes as directed by your healthcare professional (Figure 13).

General rubbish such as packaging can be discarded in the general waste.

If using an infusion pump, clean and store it, following the manufacturer's instructions.



Figure 13

If too much is given (overdose)

The effects of an overdose of Hizentra® AU are not known.

Please tell your doctor if you accidentally use more than instructed.

While you are having Hizentra® AU

This medicine is not expected to affect your ability to drive a car or operate machinery.

Things you must do

Tell your doctor if you are planning to have a vaccination.

Hizentra® AU may impair the effect of some virus vaccines such as measles, mumps, rubella and chicken pox for a period of at least six weeks, and up to three months. After receiving this medicine, a period of three months should be allowed before vaccination with some virus vaccines. In the case of measles vaccine, this effect may last for up to one year, so if you are going to receive

a measles vaccine you should have your measles antibody status checked.

Tell your doctor if you are about to have any blood tests.

Hizentra® AU may interfere with the results of some tests, resulting in misleading results for some things.

Inform other doctors, dentists, and pharmacists who treat you that you have been given this medicine.

It is important for them to know if they are starting you on any other new medicines.

Tell your doctor if you are planning to travel overseas.

It is important to obtain a written statement from your doctor explaining the reasons why you need to have this medicine and infusing devices with you, otherwise you may not be allowed to bring it into the country of travel. Please ensure you have multiple copies of the letter if travelling to more than one country.

Side effects

All medicines can have side effects. Sometimes they are serious, most of the time they are not. You may need medical treatment if you experience some of the side effects.

Do not be alarmed by the following lists of possible side effects. You may not experience any of them. If you have any questions, ask your doctor.

Tell your doctor immediately or go to the Accident and Emergency Department at your nearest hospital if you notice any of the following symptoms:

- reduced urination
- severe headache
- neck stiffness
- inability to stand bright light
- painful eye movements
- pain/tenderness, swelling/discolouration of an arm or leg
- tingling, numbness or weakness on one side of the body
- shortness of breath
- chest pain

- fever
- allergic or anaphylactic reaction, symptoms of which may include:
 - swelling of the lips, tongue or eyes
 - loss of consciousness
 - hives
 - difficulty in breathing.

Tell your doctor if you notice any of the following and they worry you.

- swelling, pain, redness or itching where the infusion was given
- headache/migraine
- nausea or vomiting
- pain (including pain in the chest, back, joints, arms, legs)
- muscle pain
- fatigue
- diarrhoea
- abdominal pain
- fever or chills
- feeling faint, dizzy or light headed (fall in blood pressure)
- infusion site ulcer.

Other side effects not listed above may also occur in some patients.

Tell your doctor if you notice any other effects.

After having Hizentra® AU

Storing Hizentra® AU

Store Hizentra® AU in a cool dry place where the temperature stays below 25°C. Do not freeze.

Keep the vial in the outer carton in order to protect from light.

Do not use after the expiry date.

Keep it out of the sight and reach of children.

Product description

What it looks like

Hizentra® AU is a clear and colourless or pale-yellow to light-brown solution. It is packaged in single-use clear glass vials.

Ingredients

Each vial of Hizentra® AU contains a sterile solution comprising 20% plasma proteins of which at least 98% are immunoglobulins. This medicine contains proline, polysorbate 80 and water. Hizentra® AU does not contain any preservatives, so any unused portion should be discarded immediately. Hizentra® AU is packaged using latex free materials.

Manufacturer

Hizentra® AU is manufactured in Australia by:

CSL (Behring) Australia Pty Ltd
ABN 48 160 734 761
189–209 Camp Road
Broadmeadows VIC 3047

Distributor

Australian Red Cross Lifeblood

Date of revision

March 2023

Australian Register Numbers

1 g in a 5 mL solution: AUST R 328606
2 g in a 10 mL solution: AUST R 328607
4 g in a 20 mL solution: AUST R 328608

® Registered trademark of CSL Limited Group of Companies