

CODING AND REIMBURSEMENT GUIDE

**ICD-10-CM Diagnosis, HCPCS, CPT®, and NDC Billing Codes
for HAEGARDA®, C1 Esterase Inhibitor Subcutaneous (Human)**

CODING INFORMATION FOR HAEGARDA[®], C1 ESTERASE INHIBITOR SUBCUTANEOUS (HUMAN)

Disclaimer: The codes being provided are from a complex and evolving medical coding system. The treating physician is solely responsible for diagnosis coding and determination of the appropriate ICD-10-CM codes that describe the patient's condition and are supported by the medical record. All codes provided are for informational purposes and are not an exhaustive list. The CPT[®], HCPCS, ICD-10-CM, and ICD-10-PCS codes provided are based on AMA or CMS guidelines. The billing party is solely responsible for coding of services (eg, CPT coding). Because government and other third-party payer coding requirements change periodically, please verify current coding requirements directly with the payer being billed.

For questions regarding reimbursement support, please call HAEGARDA Connect at 1-844-423-4273

ICD-10-CM Diagnosis Code for Persons With Hereditary Angioedema¹

ICD-10-CM Code	Description
D84.1	Defects in the complement system C1 esterase inhibitor (C1-INH) deficiency

HCPCS Codes

The following drug code has been assigned by the Center for Medicare and Medicaid Services National Level II HCPCS coding system and can be used for HAEGARDA. The provider is advised to verify with the payer to determine the correct code(s).

HCPCS Code	Description
J0599 (effective 1/1/2019) ²	Injection, C1 esterase inhibitor (human), HAEGARDA, 10 units

Note: When using these codes, include the drug NDCs for HAEGARDA and the total number of units printed on the carton if required by the payer.

CPT® Administration Codes: Physician Office³

HAEGARDA is a subcutaneous injection that may be self-administered by patients with appropriate instruction and training.

For Medicare beneficiaries, the following codes may not be payable. Medicare considers HAEGARDA self-administered and therefore not covered as a Part B service. However, other payers may allow administration in a physician office or other site of service.

Please verify current coding requirements directly with the payer being billed.

CPT® Code	Description
96372	Therapeutic, prophylactic, or diagnostic injection (specify substance or drug); subcutaneous or intramuscular
Do not report 96372 for injections given without direct physician or other qualified health professional supervision. To report, use 99211.	
Note from CPT National Correct Coding Initiative (NCCI) Policy Manual for Medicare Services⁴: CPT code 96372 is reportable by physicians (MD, DO, or other practitioners who bill Medicare contractors) for services performed in physicians' offices. These drug administration services should not be reported by physicians for services provided in a facility setting such as a hospital outpatient, ambulatory surgery center, or emergency department.	
99211	Office or other outpatient visit for the evaluation and management of an established patient that may not require the presence of a physician or other qualified healthcare professional. Usually, the presenting problem(s) are minimal. Typically, 5 minutes are spent performing or supervising these services.
Note from CPT National Correct Coding Initiative (NCCI) Policy Manual for Medicare Services⁴: Drug administration CPT code 96372 has been valued to include the work and practice expenses of CPT code 99211. Therefore, CPT code 99211 is not reportable with CPT code 96372. Other non-facility-based evaluation and management codes may be separately reportable with modifier 25 if the physician provides a significant and separately identifiable E&M service.	

HAEGARDA National Drug Codes (NDCs)

HAEGARDA Kit NDCs	Nominal Strength International Units (IU)
63833-0828-02	2000 IU of C1 Esterase Inhibitor
63833-0829-02	3000 IU of C1 Esterase Inhibitor

The RED "0" represents the additional digit required for 11-digit formatting for claims filing (if applicable).


HAEGARDA[®], C1 ESTERASE INHIBITOR SUBCUTANEOUS (HUMAN) CMS-1500 CLAIM FORM

Claim Form Example

CARRIER

PATIENT AND INSURED INFORMATION

PHYSICIAN OR SUPPLIER INFORMATION



HEALTH INSURANCE CLAIM FORM

APPROVED BY NATIONAL UNIFORM CLAIM COMMITTEE (NUCC) 02/12

PICA

<input type="checkbox"/> PICA		PICA <input type="checkbox"/>	
1. MEDICARE <input type="checkbox"/> MEDICAID <input type="checkbox"/> TRICARE <input type="checkbox"/> CHAMPVA <input type="checkbox"/> GROUP HEALTH PLAN <input type="checkbox"/> FECA BLK LUNG <input type="checkbox"/> OTHER <input type="checkbox"/> <small>(Medicare#) (Medicaid#) (ID#/DoD#) (Member ID#) (ID#) (ID#)</small>		1a. INSURED'S I.D. NUMBER (For Program in Item 1)	
2. PATIENT'S NAME (Last Name, First Name, Middle Initial)		3. PATIENT'S BIRTH DATE MM DD YY SEX M <input type="checkbox"/> F <input type="checkbox"/>	
5. PATIENT'S ADDRESS (No., Street) CITY STATE ZIP CODE TELEPHONE (Include Area Code) ()		4. INSURED'S NAME (Last Name, First Name, Middle Initial) 7. INSURED'S ADDRESS (No., Street) CITY STATE ZIP CODE TELEPHONE (Include Area Code) ()	
6. PATIENT RELATIONSHIP TO INSURED Self <input type="checkbox"/> Spouse <input type="checkbox"/> Child <input type="checkbox"/> Other <input type="checkbox"/>		8. RESERVED FOR NUCC USE	
9. OTHER INSURED'S NAME (Last Name, First Name, Middle Initial)		10. IS PATIENT'S CONDITION RELATED TO: a. EMPLOYMENT? (Current or Previous) YES <input type="checkbox"/> NO <input type="checkbox"/> b. AUTO ACCIDENT? YES <input type="checkbox"/> NO <input type="checkbox"/> PLACE (State) _____ c. OTHER ACCIDENT? YES <input type="checkbox"/> NO <input type="checkbox"/> 10d. CLAIM CODES (Designated by NUCC)	
a. OTHER INSURED'S POLICY OR GROUP NUMBER b. RESERVED FOR NUCC USE c. RESERVED FOR NUCC USE d. INSURANCE PLAN NAME OR PROGRAM NAME		11. INSURED'S POLICY GROUP OR FECA NUMBER a. INSURED'S DATE OF BIRTH MM DD YY SEX M <input type="checkbox"/> F <input type="checkbox"/> b. OTHER CLAIM ID (Designated by NUCC) c. INSURANCE PLAN NAME OR PROGRAM NAME d. IS THERE ANOTHER HEALTH BENEFIT PLAN? YES <input type="checkbox"/> NO <input type="checkbox"/> <i>If yes, complete items 9, 9a, and 9d.</i>	
READ BACK OF FORM BEFORE COMPLETING & SIGNING THIS FORM.			
12. PATIENT'S OR AUTHORIZED PERSON'S SIGNATURE I authorize the release of any medical or other information necessary to process this claim. I also request payment of government benefits either to myself or to the party who accepts assignment below. SIGNED _____ DATE _____		13. INSURED'S OR AUTHORIZED PERSON'S SIGNATURE I authorize payment of medical benefits to the undersigned physician or supplier for services described below. SIGNED _____	
14. DATE OF CURRENT ILLNESS, INJURY, or PREGNANCY (LMP) MM DD YY QUAL _____		15. OTHER DATE MM DD YY QUAL _____	
17. NAME OF REFERRING PROVIDER OR OTHER SOURCE		16. DATES PATIENT UNABLE TO WORK IN CURRENT OCCUPATION FROM MM DD YY TO MM DD YY 18. HOSPITALIZATION DATES RELATED TO CURRENT SERVICES FROM MM DD YY TO MM DD YY	
17a. _____ 17b. NPI _____		20. OUTSIDE LAB? YES <input type="checkbox"/> NO <input type="checkbox"/> \$ CHARGES _____	
19. ADDITIONAL CLAIM INFORMATION (Designated by NUCC)		22. RESUBMISSION CODE ORIGINAL REF. NO.	
21. DIAGNOSIS OR NATURE OF ILLNESS OR INJURY Relate A-L to service line below (24E) ICD Ind. _____ A. _____ B. _____ C. _____ D. _____ E. _____ F. _____ G. _____ H. _____ I. _____ J. _____ K. _____ L. _____		23. PRIOR AUTHORIZATION NUMBER	
24. A. DATE(S) OF SERVICE From MM DD YY To MM DD YY B. PLACE OF SERVICE C. EMG D. PROCEDURES, SERVICES, OR SUPPLIES (Explain Unusual Circumstances) E. DIAGNOSIS POINTER F. \$ CHARGES G. DAYS OR UNITS H. ICD ID. QUAL. I. RENDERING PROVIDER ID. #			
1		NPI	
2		NPI	
3		NPI	
4		NPI	
5		NPI	
6		NPI	
25. FEDERAL TAX I.D. NUMBER SSN EIN		26. PATIENT'S ACCOUNT NO. 27. ACCEPT ASSIGNMENT? For gov't claims, see back YES <input type="checkbox"/> NO <input type="checkbox"/>	
28. TOTAL CHARGE \$ 29. AMOUNT PAID \$ 30. Rsvd for NUCC Use			
31. SIGNATURE OF PHYSICIAN OR SUPPLIER INCLUDING DEGREES OR CREDENTIALS (I certify that the statements on the reverse apply to this bill and are made a part thereof.)		32. SERVICE FACILITY LOCATION INFORMATION a. NPI b.	
33. BILLING PROVIDER INFO & PH # ()			

NUCC Instruction Manual available at: www.nucc.org

PLEASE PRINT OR TYPE

APPROVED OMB-0938-1197 FORM 1500 (02-12)

A	Field 19: Additional Claim Information
<p>When an unclassified drug HCPCS code (J3590) is used, the provider must include additional information about HAEGARDA in a free-text field, such as Field 19 or its electronic equivalent. Payers typically require the name of the drug, its NDC, the route of administration, and the amount used for the treatment. For example:</p> <p style="padding-left: 40px;">HAEGARDA NDC 63833-0828-02; Subcutaneous Injection; 2000 units HAEGARDA NDC 63833-0829-02; Subcutaneous Injection; 3000 units</p> <p>NDC code: Note that the 10-digit NDC code for HAEGARDA is converted to an 11-digit billing format by inserting a zero in the second segment. The NDC code on the carton is XXXXX-XXX-XX. The 11-digit billing format is XXXXX-0XXX-XX.</p>	
B	Field 21: Diagnosis or Nature of Illness or Injury
<p>Enter the ICD-10-CM diagnosis code(s) that best describe the reason the patient is receiving care.</p>	
C	Field 24A (Shaded Area): NDC
<p>For Medicaid claims, and for Medicare claims that will cross over to Medicaid as the secondary payer, NDC information in a specific format is required in the shaded area above the line on which HAEGARDA is reported in Field 24A. Various state Medicaid plans and Medicare have different reporting formats for this information. In general, the provider will need to supply the NDC code in an 11-digit format preceded by the modifier N4 (N4XXXXX-0XXX-XX). This is typically followed by the NDC unit of measure (F2 [international units]) and the numeric quantity of the NDC that was dispensed.</p> <p>Other payers may require different information. Check with the payer for specific requirements.</p>	
D	Field 24D: CPT/HCPCS
<p>HCPCS coding options for HAEGARDA are:</p> <ul style="list-style-type: none"> • J0559- Injection, C1 esterase inhibitor (human), HAEGARDA, 10 units <p>For Medicare beneficiaries, the following code may not be payable:</p> <ul style="list-style-type: none"> • 96372: Therapeutic, prophylactic, or diagnostic injection (specify substance or drug); subcutaneous or intramuscular <p><i>The code selected is based on the documented service provided to the patient.</i></p> <p><i>Medicare considers HAEGARDA self-administered and therefore not covered as a Part B service. However, other payers may allow administration in a physician office or other site of service. Please verify current coding requirements directly with the payer being billed.</i></p>	
E	Field 24E: Diagnosis Pointer
<p>Enter the line number(s) from Field 21 that best describe the medical necessity for the service.</p>	
F	Field 24G: Days or Units
<p>J0559: Requirements for Field 24G vary by payer. For example, some payers rely on the information in Field 19 for these data and request a placeholder of “1” in Field 24G. Other payers may require 1 unit per unit of drug used in the care of the patient.</p>	



Important Safety Information

HAEGARDA[®], C1 Esterase Inhibitor Subcutaneous (Human), is a plasma-derived concentrate of C1 Esterase Inhibitor (C1-INH) indicated for routine prophylaxis to prevent Hereditary Angioedema (HAE) attacks in patients 6 years of age and older. HAEGARDA is for subcutaneous use after reconstitution only.

HAEGARDA is contraindicated in patients with a history of life-threatening hypersensitivity reactions, including anaphylaxis, to C1-INH preparations or their excipients.

Severe hypersensitivity reactions to HAEGARDA could occur. In such cases, discontinue administration and institute appropriate treatment. Epinephrine should be immediately available to treat hypersensitivity reactions.

At the recommended subcutaneous dose of HAEGARDA, no causal relationship to thromboembolic events (TEs) has been established. However, TEs have been reported with intravenous administration of C1-INH products, usually at high doses.

In clinical trials, adverse reactions observed in more than 4% of subjects treated with HAEGARDA were injection-site reactions, hypersensitivity, nasopharyngitis, and dizziness.

HAEGARDA is derived from human plasma. The risk of transmission of infectious agents, including viruses and, theoretically, the Creutzfeldt-Jakob disease (CJD) agent and its variant (vCJD), cannot be completely eliminated.

Please see accompanying full prescribing information for HAEGARDA.

To report SUSPECTED ADVERSE REACTIONS, contact the CSL Behring Pharmacovigilance Department at 1-866-915-6958 or FDA at 1-800-FDA-1088 or www.fda.gov/medwatch.

References: **1.** US Department of Health and Human Services, Centers for Medicare & Medicaid Services. International Classification of Diseases, Tenth Revision, Clinical Modification (ICD-10-CM). <https://www.cms.gov/Medicare/Coding/ICD10/2019-ICD-10-CM.html>. ICD-10-CM 2019 Code Tables and Index [ZIP, 18MB]. Page 180 of 1942. Accessed December 3, 2018. **2.** US Department of Health and Human Services, Centers for Medicare and Medicaid Services. HCPCS release and code sets, at <https://www.cms.gov/Medicare/Coding/HCPCSReleaseCodeSets/Alpha-Numeric-HCPCS-Items/2019-Alpha-Numeric-HCPCS-File.html?DLPage=1&DLEntries=10&DLSort=0&DLSortDir=descending>. Accessed 12/3/2018. **3.** American Academy of Professional Coders, at <https://coder.aapc.com/cpt-codes/>. Accessed 12/3/2018. **4.** NCCI Policy Manual for Medicare Services, Effective January 1, 2019, at <https://www.cms.gov/Medicare/Coding/NationalCorrectCodInitEd/index.html?redirect=/nationalcorrectcodinited/>, page 5 of 53. Accessed 12/3/2018.

CALL US NOW FOR REIMBURSEMENT SUPPORT

HAEGARDA reimbursement and access support is available at no cost to you through HAEGARDA ConnectSM.*

HAEGARDA Connect also offers a range of programs to fit most patients' needs.

- Insurance benefit investigation, assistance with navigating the process of prior authorizations, and researching financial assistance options
- Co-pay assistance for patients who have commercially available insurance
- Patient assistance for patients who do not have insurance coverage

*Call Monday–Friday
8 AM to 8 PM ET
1-844-HAEGARDA
(1-844-423-4273)*

*Terms and conditions apply.

Please see Important Safety Information on page 6 and accompanying full prescribing information.

HAEGARDA is manufactured by CSL Behring GmbH and distributed by CSL Behring LLC.
HAEGARDA® is a registered trademark of CSL Behring GmbH.
HAEGARDA ConnectSM is a service mark of CSL Behring LLC.
Biotherapies for Life® is a registered trademark of CSL Behring LLC.

©2020 CSL Behring LLC

1020 First Avenue, PO Box 61501, King of Prussia, PA 19406-0901 USA
www.CSLBehring.com www.HAEGARDA.com HGD-0614-SEP20



HIGHLIGHTS OF PRESCRIBING INFORMATION

These highlights do not include all the information needed to use HAEGARDA safely and effectively. See full prescribing information for HAEGARDA.

**HAEGARDA® (C1 Esterase Inhibitor Subcutaneous [Human])
For Subcutaneous Injection, Freeze-Dried Powder for Reconstitution
Initial U.S. Approval: 2017**

-----RECENT MAJOR CHANGES-----

Indications and Usage (1) 09/2020

-----INDICATIONS AND USAGE-----

HAEGARDA is a plasma-derived concentrate of C1 Esterase Inhibitor (Human) (C1-INH) indicated for routine prophylaxis to prevent Hereditary Angioedema (HAE) attacks in patients 6 years of age and older. (1)

-----DOSAGE AND ADMINISTRATION-----

For subcutaneous use after reconstitution only.

- Administer 60 International Units per kg body weight twice weekly (every 3 or 4 days). (2)
- Reconstitute HAEGARDA prior to use using Sterile Water for Injection, USP. (2.1)
- Use a silicone-free syringe for reconstitution and administration. (2.1)
- Administer at room temperature within 8 hours after reconstitution. (2.1)

-----DOSAGE FORMS AND STRENGTHS-----

HAEGARDA is available as a white lyophilized powder supplied in single-dose vials containing 2000 or 3000 International Units (IU) of C1-INH. (3)

-----CONTRAINDICATIONS-----

Do not use in patients with a history of life-threatening immediate hypersensitivity reactions, including anaphylaxis to C1-INH preparations or its excipients. (4)

-----WARNINGS AND PRECAUTIONS-----

- Severe hypersensitivity reactions may occur. In case of severe hypersensitivity, discontinue HAEGARDA administration and institute appropriate treatment. Epinephrine should be immediately available for treatment of severe hypersensitivity reaction. (5.1)
- At the recommended subcutaneous (S.C.) dose, a causal relationship between thromboembolic events (TEEs) and the use of HAEGARDA has not been established. However, thrombosis has occurred in treatment attempts with high doses of C1-INH intravenous (I.V.) for prevention or therapy of capillary leak syndrome before, during or after cardiac surgery (unapproved indication and dose). (5.2)
- Because HAEGARDA is made from human blood, it may carry a risk of transmitting infectious agents, e.g., viruses, the variant Creutzfeldt-Jakob disease (vCJD) agent and, theoretically, the Creutzfeldt-Jakob disease (CJD) agent. (5.3)

-----ADVERSE REACTIONS-----

- Adverse reactions occurring in more than 4% of subjects treated with HAEGARDA were injection site reactions, hypersensitivity, nasopharyngitis and dizziness. (6.1)

To report SUSPECTED ADVERSE REACTIONS, contact the CSL Behring Pharmacovigilance Department at 1-866-915-6958 or FDA at 1-800-FDA-1088 or www.fda.gov/medwatch.

See 17 for PATIENT COUNSELING INFORMATION and FDA-approved patient labeling.

Revised: 9/2020

FULL PRESCRIBING INFORMATION: CONTENTS*

1 INDICATIONS AND USAGE

2 DOSAGE AND ADMINISTRATION

- 2.1 Preparation and Handling
- 2.2 Reconstitution and Administration

3 DOSAGE FORMS AND STRENGTHS

4 CONTRAINDICATIONS

5 WARNINGS AND PRECAUTIONS

- 5.1 Hypersensitivity
- 5.2 Thromboembolic Events
- 5.3 Transmissible Infectious Agents

6 ADVERSE REACTIONS

- 6.1 Clinical Trials Experience

7 DRUG INTERACTIONS

8 USE IN SPECIFIC POPULATIONS

- 8.1 Pregnancy
- 8.2 Lactation
- 8.4 Pediatric Use
- 8.5 Geriatric Use

10 OVERDOSAGE

11 DESCRIPTION

12 CLINICAL PHARMACOLOGY

- 12.1 Mechanism of Action
- 12.2 Pharmacodynamics
- 12.3 Pharmacokinetics

13 NONCLINICAL TOXICOLOGY

- 13.1 Carcinogenesis, Mutagenesis, Impairment of Fertility
- 13.2 Animal Toxicology and/or Pharmacology

14 CLINICAL STUDIES

15 REFERENCES

16 HOW SUPPLIED/STORAGE AND HANDLING

17 PATIENT COUNSELING INFORMATION

*Sections or subsections omitted from the full prescribing information are not listed.

CSL Behring
FULL PRESCRIBING INFORMATION
HAEGARDA®
C1 Esterase Inhibitor Subcutaneous (Human)

1 INDICATIONS AND USAGE

HAEGARDA is a plasma-derived concentrate of C1 Esterase Inhibitor (Human) (C1-INH) indicated for routine prophylaxis to prevent Hereditary Angioedema (HAE) attacks in patients 6 years of age and older.

2 DOSAGE AND ADMINISTRATION

After reconstitution, for subcutaneous use only.

HAEGARDA is intended for self (or caregiver)-administration after reconstitution at a dose of 60 International Units (IU) per kg body weight by subcutaneous (S.C.) injection twice weekly (every 3 or 4 days). The patient or caregiver should be trained on how to administer HAEGARDA.

HAEGARDA is provided as a freeze-dried powder for reconstitution with Sterile Water for Injection, USP.

2.1 Preparation and Handling

- Check the expiration date on the product vial label. Do not use beyond the expiration date.
- Work on a clean surface and wash hands before performing the following procedures.
- Prepare and administer using aseptic techniques [see *Dosage and Administration (2.2)*].
- Use a silicone-free syringe for reconstitution and administration.
- Each vial of HAEGARDA is for single-dose only. Promptly use the reconstituted solution. The solution must be used within 8 hours. Discard partially used vials. HAEGARDA contains no preservative.
- Do not freeze the reconstituted solution.

2.2 Reconstitution and Administration

Use either the Mix2Vial® transfer set provided with HAEGARDA or a commercially available double-ended needle and vented filter spike [see *How Supplied/Storage and Handling (16)*].

Reconstitution

The procedures below are provided as general guidelines for the reconstitution and administration of HAEGARDA.

HAEGARDA Reconstitution Instructions

1. Ensure that the HAEGARDA vial and Sterile Water for Injection (diluent) vial are at room temperature.
2. Place the HAEGARDA vial, diluent vial and Mix2Vial transfer set on a flat surface.
3. Remove flip caps from the HAEGARDA and diluent vials.
4. Wipe the stoppers with an alcohol swab and allow to dry prior to opening the Mix2Vial transfer set package.
5. Open the Mix2Vial transfer set package by peeling away the lid (Figure 1). Do not remove the device from the package.



Figure 1

6. Place the diluent vial on a flat surface and hold the vial tightly. Grip the Mix2Vial transfer set together with the clear package and push the plastic spike at the blue end of the Mix2Vial transfer set firmly through the center of the stopper of the diluent vial (Figure 2).



Figure 2

7. Carefully remove the clear package from the Mix2Vial transfer set. Do not remove the Mix2Vial transfer set or touch the exposed end of the device (Figure 3).



Figure 3

8. With the HAEGARDA vial placed firmly on a flat surface, invert the diluent vial with the Mix2Vial transfer set attached and push the plastic spike of the transparent adapter firmly through the center of the stopper of the HAEGARDA vial (Figure 4). The diluent will automatically transfer into the HAEGARDA vial.



Figure 4

9. With the diluent and HAEGARDA vial still attached to the Mix2Vial transfer set, gently swirl the HAEGARDA vial to ensure that the powder is fully dissolved (Figure 5). Do not shake the vial.



Figure 5

10. With one hand, grasp the HAEGARDA side of the Mix2Vial transfer set and with the other hand grasp the blue diluent side of the Mix2Vial transfer set, and unscrew the set into two pieces (Figure 6).



Figure 6

11. Draw air into an empty, sterile syringe. Use a silicone-free syringe. While the HAEGARDA vial is upright, screw the syringe to the Mix2Vial transfer set. Inject air into the HAEGARDA vial.
12. While keeping the syringe plunger pressed, invert the system upside down and draw the concentrate into the syringe by pulling the plunger back slowly (Figure 7).



Figure 7

13. Disconnect the filled syringe by unscrewing it from the Mix2Vial transfer set (Figure 8). The reconstituted solution should be colorless, clear, and free from visible particles. Do not use if particles or discoloration are observed.



Figure 8

14. Use immediately or within 8 hours of reconstitution. Store reconstituted solution at room temperature. Do not refrigerate.
15. If the dose requires more than one vial, use a separate, unused Mix2Vial transfer set and diluent vial for each product vial. Repeat steps 10-12 to pool the contents of the vials into one syringe.

Administration

For subcutaneous injection only.

- Train the patient or caregiver on how to self-administer HAEGARDA.
- Do not mix HAEGARDA with other medicinal products.
- Visually inspect the final solution for particles and discoloration prior to administration, and whenever solution and container permit. Do not use if particles or discoloration is observed.
- Attach the syringe containing the reconstituted HAEGARDA solution to a hypodermic needle or subcutaneous infusion set and administer by subcutaneous injection. Adapt the rate of administration to the comfort level of the patient.
- Inject in the abdominal area or other subcutaneous injection sites. Rotate injection sites so that the same site is not used repeatedly.
- Administer HAEGARDA at room temperature and within 8 hours after reconstitution. Following administration, discard any unused solution and all administration equipment in an appropriate manner as per local requirements.

3 DOSAGE FORMS AND STRENGTHS

HAEGARDA is available as a white lyophilized powder supplied in single-dose vials containing 2000 or 3000 IU of C1-INH.

- The 2000 IU vial must be reconstituted with 4 mL of Sterile Water for Injection, USP.
- The 3000 IU vial must be reconstituted with 6 mL of Sterile Water for Injection, USP.

4 CONTRAINDICATIONS

HAEGARDA is contraindicated in individuals who have experienced life-threatening hypersensitivity reactions, including anaphylaxis, to C1-INH preparations or its excipients [see Description (11)].

5 WARNINGS AND PRECAUTIONS

The physician should discuss the risks and benefits of this product with the patient before prescribing or administering it to the patient [see Patient Counseling Information (17)].

Initiate individualized treatment in case of an acute HAE attack.

5.1 Hypersensitivity

Severe hypersensitivity reactions may occur. The signs and symptoms of hypersensitivity reactions may include hives (local and generalized), tightness of the chest, difficulty breathing, wheezing, hypotension, and/or anaphylaxis during or after injection of HAEGARDA. In case of severe hypersensitivity, discontinue HAEGARDA administration and institute appropriate treatment. Epinephrine should be immediately available for treatment of severe hypersensitivity reaction [see Patient Counseling Information (17)].

5.2 Thromboembolic Events

At the recommended subcutaneous dose, a causal relationship between thromboembolic events (TEEs) and the use of HAEGARDA has not been established [see Patient Counseling Information (17)]. Thrombosis has occurred in treatment attempts with high doses of C1-INH intravenous (I.V.) for prevention or therapy of capillary leak syndrome before, during or after cardiac surgery (unapproved indication and dose).

5.3 Transmissible Infectious Agents

Because HAEGARDA is made from human blood, it may carry a risk of transmitting infectious agents, e.g., viruses, the variant Creutzfeldt-Jakob disease (vCJD) agent and, theoretically, the Creutzfeldt-Jakob disease (CJD) agent. The risk that such products will transmit an infectious agent has been reduced by screening plasma donors for prior exposure to certain viruses, by testing for the presence of certain current virus infections, and by processes demonstrated to inactivate and/or remove certain viruses during manufacturing [see Description (11) and Patient Counseling Information (17)]. Despite these measures, such products may still contain human pathogenic agents, including those not yet known or identified. Thus, the risk of transmission of infectious agents cannot be totally eliminated.

All infections thought by a physician possibly to have been transmitted by HAEGARDA should be reported by lot number, by the physician or other healthcare provider, to the CSL Behring Pharmacovigilance Department at 1-866-915-6958.

6 ADVERSE REACTIONS

Adverse reactions occurring in more than 4% of subjects treated with HAEGARDA were injection site reactions, hypersensitivity, nasopharyngitis and dizziness.

6.1 Clinical Trials Experience

Because clinical studies are conducted under widely varying conditions, adverse reaction rates observed in the clinical trials of a drug cannot be directly compared to rates in the clinical trials of another drug and may not reflect the rates observed in practice.

Of the 90 subjects randomized in the double-blind, placebo-controlled, cross-over study (Study 1) [see Clinical Studies (14)], 86 subjects received at least one dose of HAEGARDA and 86 subjects received at least one dose of placebo (Table 1). A total of 5081 injections of HAEGARDA and placebo were administered over a range of 3 to 19 weeks (median of 16.6 weeks for HAEGARDA; median of 16.3 weeks for placebo). Eligible patients were also able to participate in a randomized, open-label, active treatment-controlled study (Study 2) for up to 140 weeks (n=120).

Table 1. Adverse Reactions in >4% of Subjects Treated with HAEGARDA

MedDRA System Organ Class	Adverse Reaction	HAEGARDA			Placebo (N=86) n (%)
		60 IU/kg (N=43)	40 IU/kg (N=43)	Overall [†] (N=86)	
		n (%)	n (%)	n (%)	
General Disorders and Administration Site Conditions	Injection Site Reaction [†]	15 (35)	12 (28)	27 (31)	21 (24)
Immune System Disorders	Hypersensitivity [‡]	3 (7)	2 (5)	5 (6)	1 (1)
Infections and Infestations	Nasopharyngitis	8 (19)	1 (2)	9 (11)	6 (7)
Nervous System Disorders	Dizziness	0 (0)	4 (9)	4 (5)	1 (1)

N = number of subjects receiving the treatment; n = number of subjects experiencing ≥1 event.

^{*} Includes subjects who were treated with 40 IU/kg or 60 IU/kg HAEGARDA.

[†] Includes: injection site bruising, coldness, discharge, erythema, hematoma, hemorrhage, induration, edema, pain, pruritus, rash, reaction, scar, swelling, urticaria, warmth.

[‡] Includes: hypersensitivity, pruritus, rash, and urticaria.

Of the injection site reactions occurring after treatment with HAEGARDA, 95% were of mild intensity and 83% resolved within 1 day after onset.

Overall, safety data from the open-label study (Study 2), consisting of 59 patients who participated in Study 1 and 61 patients who did not participate in Study 1 (n=120), were consistent with the safety data from the randomized, double-blind, placebo-controlled, crossover, routine prophylaxis trial (Study 1).

7 DRUG INTERACTIONS

No interaction studies have been conducted.

8 USE IN SPECIFIC POPULATIONS

8.1 Pregnancy

Risk Summary:

There are no prospective clinical data from HAEGARDA use in pregnant women. C1-INH is a normal component of human plasma. Animal developmental or reproduction toxicity studies have not been conducted with HAEGARDA. In the U.S. general population, the estimated background risk of major birth defects occurs in 2-4% of the general population and miscarriage occurs in 15-20% of clinically recognized pregnancies.

Data:

In a retrospective case collection study, 22 pregnant women with type I HAE and ranging in age from 20 to 38 years received C1-INH doses of 500 or 1000 IU per I.V. administration for the treatment of acute attacks before, during, and/or after pregnancy (total of 35 pregnancies). No adverse events were associated with C1-INH treatment before, during, or after pregnancy.¹

In an observational registry (overall 318 subjects) data were collected on 11 pregnancies in 10 subjects (16 to 40 years old) receiving up to 3000 IU C1-INH (I.V. administration) to treat or prevent HAE attacks. No adverse events were associated with C1-INH treatment.²

In the randomized, open-label, active treatment-controlled, study (Study 2), four pregnant women with type I HAE and ranging in age from 19 to 32 years received C1-INH (S.C. administration). Patients received 40-60 IU/kg per S.C. administration for 4 – 8 weeks (9 - 15 doses) during the first trimester. These women reported no complications during delivery and all women delivered healthy babies.

8.2 Lactation

Risk Summary:

There is no information regarding the excretion of HAEGARDA in human milk, the effect on the breastfed infant, or the effects on milk production. The developmental and health benefits of breastfeeding should be considered along with the mother's clinical need for HAEGARDA and any potential adverse effects on the breastfed infant from HAEGARDA or from the underlying maternal condition.

Data:

In a retrospective case collection study, breastfeeding was documented for neonates from 21 of 35 births with a median duration of 4.8 months (ranging from 1 to 34 months). Mothers were treated postpartum with C1-INH doses up to 1000 IU per I.V. administration for the treatment of acute HAE attacks. No adverse events to the mothers were associated with C1-INH treatment after pregnancy. No information regarding the effect on the breastfed infant was reported.¹

8.4 Pediatric Use

The safety and effectiveness of HAEGARDA were evaluated in a subgroup of nine patients 8 to <17 years of age, in the randomized, double-blind, placebo-controlled, crossover, routine prophylaxis trial (Study 1) and the randomized, open-label, active treatment-controlled study (Study 2). Results of subgroup analysis by age were consistent with overall study results.

8.5 Geriatric Use

The safety and effectiveness of HAEGARDA were evaluated in a subgroup of nine subjects 65 to 72 years of age, eight subjects who received the high 60 IU/kg dose and one subject who received the 40 IU/kg dose, in the randomized, double-blind, placebo-

controlled, crossover, routine prophylaxis trial (Study 1) and in the randomized, open-label, active treatment-controlled study (Study 2). Clinical studies of HAEGARDA did not include sufficient numbers of subjects aged 65 and over to determine whether they respond differently from younger subjects. Other reported clinical experience has not identified differences in responses between the elderly and younger patients. In general, dose selection for an elderly patient should be cautious, usually starting at the low end of the dosing range, reflecting the greater frequency of decreased hepatic, renal, or cardiac function, and of concomitant disease or other drug therapy.

10 OVERDOSAGE

No case of overdose has been reported. Doses corresponding to up to 117 IU/kg S.C. have been administered twice weekly in a fixed-dose clinical study.

11 DESCRIPTION

HAEGARDA is a human plasma-derived, purified, pasteurized, lyophilized concentrate of C1-INH to be reconstituted for S.C. administration. HAEGARDA is prepared from large pools of human plasma from U.S. donors. The potency of C1-INH is expressed in International Units (IU), which is related to the current WHO Standard for C1-INH products.

Reconstituted HAEGARDA has a concentration of 500 IU/mL C1-INH, 65 mg/mL total protein, 10 mg/mL glycine, 8.5 mg/mL sodium chloride and 2.7 mg/mL sodium citrate.

C1 Esterase Inhibitor

C1-INH is a soluble, single-chain highly glycosylated protein containing 478 amino acid residues which belongs to the serine protease inhibitor (serpin) family.

All plasma used in the manufacturing of C1-INH is obtained from U.S. donors and is tested using serological assays for hepatitis B surface antigen and antibodies to HIV-1/2 and HCV. Additionally, the plasma is tested with Nucleic Acid Testing (NAT) for HBV, HCV, HIV-1 and HAV and found to be non-reactive (negative). The plasma is also tested by NAT for Human Parvovirus B19. Only plasma that has passed virus screening is used for production, and the limit for Parvovirus B19 in the fractionation pool is set not to exceed 10⁴ IU of Parvovirus B19 DNA per mL.

The manufacturing process for HAEGARDA includes multiple steps that reduce the risk of virus transmission. The virus inactivation/reduction capacity consists of three steps:

- Pasteurization in aqueous solution at 60°C for 10 hours
 - Hydrophobic interaction chromatography
 - Virus filtration (also called nanofiltration) by two filters, 20 nm and 15 nm, in series.
- Viral inactivation and reduction were evaluated in a series of in vitro spiking experiments. The total mean cumulative virus inactivation/reduction is shown in Table 2.

Table 2. Mean Virus Inactivation/Reductions in HAEGARDA

Virus Studied	Pasteurization [log ₁₀]	Hydrophobic Interaction Chromatography [log ₁₀]	Virus Filtration [log ₁₀]	Total Cumulative [log ₁₀]
Enveloped Viruses				
HIV-1	≥6.6	≥4.5	≥5.1	≥16.2
BVDV	≥9.2	≥4.7	≥5.3	≥19.2
PRV	6.3	≥6.5	≥7.1	≥19.9
WNV	≥7.0	ND	≥8.0	≥15.0
Non-Enveloped Viruses				
HAV	≥6.4	2.8	≥5.3	≥14.5
CPV	1.4	3.9	7.1	12.4
B19V	3.9	ND	ND	NA

HIV-1, Human immunodeficiency virus type 1, a model for HIV-1 and HIV-2

BVDV, Bovine viral diarrhea virus, a model for HCV

PRV, Pseudorabies virus, a model for large enveloped DNA viruses

WNV, West Nile virus

HAV, Hepatitis A virus

CPV, Canine parvovirus

B19V, Human Parvovirus

B19ND, Not determined

NA, Not applicable

12 CLINICAL PHARMACOLOGY

12.1 Mechanism of Action

C1-INH is a normal constituent of human plasma and belongs to the group of serine protease inhibitors (serpins) that includes antithrombin III, alpha₁ protease inhibitor, alpha₂ antipain, and heparin cofactor II. As with the other inhibitors in this group, C1-INH has an important inhibiting potential on several of the major human cascade systems, including the complement, fibrinolytic and coagulation systems. Regulation of these systems is performed through the formation of complexes between the protease and the inhibitor, resulting in inactivation of both and consumption of the C1-INH.

C1-INH, which is usually activated during the inflammatory process, inactivates its substrate by covalently binding to the reactive site. C1-INH is the only known inhibitor for the C1r and C1s subcomponents of complement component 1 (C1), coagulation factor XIIa, and plasma kallikrein. Additionally, C1-INH is the main inhibitor for coagulation factor XIa of the intrinsic coagulation cascade.

HAE patients have absence or low levels of endogenous or functional C1-INH. Although the events that cause attacks of angioedema in HAE patients are not well defined, it has

been postulated that increased vascular permeability and the clinical manifestation of HAE attacks may be primarily mediated through contact system activation. Suppression of contact system activation by C1-INH through the inactivation of plasma kallikrein and factor XIIa is thought to modulate this vascular permeability by preventing the generation of bradykinin. Administration of HAEGARDA replaces the missing or malfunctioning C1-INH protein in patients with HAE.

12.2 Pharmacodynamics

In untreated patients, insufficient levels of functional C1-INH lead to increased activation of C1, which results in decreased levels of complement component 4 (C4). The administration of HAEGARDA increases plasma levels of C1-INH in a dose-dependent manner and subsequently increases plasma concentrations of C4. The C4 plasma concentrations after S.C. administration of 60 IU/kg HAEGARDA were in the normal range (16 to 38 mg/dL).

12.3 Pharmacokinetics

The pharmacokinetics (PK) of C1-INH were described using population PK analysis. The PK parameters of C1-INH following twice weekly subcutaneous 60 IU/kg dosing are shown in Table 3.

Table 3. Pharmacokinetic Parameter for HAEGARDA (60 IU/kg) from Population Pharmacokinetic Analysis

Parameter	Mean	95% CI
CL (mL/hr/kg)*	1.03	0.90-1.17
Vd (L/kg)*	0.05	0.04-0.06
Bioavailability %	42.7	35.2-50.2
C _{max} %	60.7 [†]	31.8-128 [‡]
C _{trough} %	48.0 [†]	25.1-102 [‡]
T _{max} (hr)	59 [§]	23-134 [‡]
Half-life (hr)	69 [§]	24-251 [‡]

*Calculated based on median weight of 80.7 kg of the population, [†]Geometric mean, [‡]2.5-97.5 percentile of the population, [§]Median,

^{||}Apparent half-life.

The steady state PK of S.C. C1-INH is independent of dose between 20-80 IU/kg in HAE subjects.

Studies have not been conducted to evaluate the PK of C1-INH in specific patient populations stratified by gender, race, or the presence of renal or hepatic impairment. Body weight was included as covariate in the population PK analysis of C1-INH in the age range of 8-72 years while age was not a statistically significant covariate. The body weight adjusted clearance is 11% and 10% higher in children (8 to < 12 years old) and adolescents (12 to < 18 years old) as compared to adult subjects (18 to 72 years), respectively.

13 NONCLINICAL TOXICOLOGY

13.1 Carcinogenesis, Mutagenesis, Impairment of Fertility

No animal studies have been conducted to evaluate the effects of C1-INH on carcinogenesis, mutagenesis, and impairment of fertility.

13.2 Animal Toxicology and/or Pharmacology

Single subcutaneous administration of HAEGARDA in rabbits at dose levels up to approximately 670 IU/kg did not result in adverse findings.

14 CLINICAL STUDIES

The efficacy and safety of HAEGARDA for routine prophylaxis to prevent HAE attacks were demonstrated in a multicenter, randomized, double-blind, placebo-controlled, crossover study (Study 1), and in a multicenter, randomized, open-label, active treatment-controlled study (Study 2).

Study 1:

The study assessed 90 adult and adolescent subjects with symptomatic HAE type I or II. The median (range) age of subjects was 40 (12 to 72) years; 60 subjects were female and 30 subjects were male. Subjects were randomized to receive either 60 IU/kg or 40 IU/kg HAEGARDA in one 16-week treatment period and placebo in the other 16-week treatment period. Patients self-administered HAEGARDA or placebo subcutaneously 2 times per week. Efficacy was evaluated for the last 14 weeks of each treatment period. Eligible patients were also able to participate in Study 2 for up to 140 weeks. Approximately half of the subjects enrolled in Study 2 also participated in Study 1 (59/120, 49.2%).

Twice per week S.C. doses of 60 IU/kg or 40 IU/kg HAEGARDA resulted in a significant difference in the time-normalized number of HAE attacks (the rate of attacks) relative to placebo (Table 4). The time-normalized number of HAE attacks in subjects dosed with 60 IU/kg was 0.52 attacks per month compared to 4.03 attacks per month while receiving placebo (p < 0.001). The time normalized number of HAE attacks in subjects dosed with 40 IU/kg was 1.19 attacks per month compared to 3.61 attacks per month while receiving placebo (p < 0.001).

Table 4. Time-normalized Number of HAE Attacks (Number/Month)

	60 IU/kg HAEGARDA Treatment Sequences (N = 45)		40 IU/kg HAEGARDA Treatment Sequences (N = 45)	
	HAEGARDA	Placebo	HAEGARDA	Placebo
n	43	42	43	44
Mean (SD)	0.5 (0.8)	4.0 (2.3)	1.2 (2.3)	3.6 (2.1)
Min, Max	0.0, 3.1	0.6, 11.3	0.0, 12.5	0.0, 8.9
Median	0.3	3.8	0.3	3.8
LS Mean (SE)*	0.5 (0.3)	4.0 (0.3)	1.2 (0.3)	3.6 (0.3)
95% CI for LS Mean†	(0.0, 1.0)	(3.5, 4.6)	(0.5, 1.9)	(3, 4.3)
Treatment difference (within subjects)	60 IU/kg HAEGARDA – Placebo		40 IU/kg HAEGARDA – Placebo	
LS Mean* (95% CI)	-3.5 (-4.2, -2.8)		-2.4 (-3.4, -1.5)	
p-value‡	< 0.001		< 0.001	

CI = confidence interval; HAE = hereditary angioedema; N = number of randomized subjects; n = number of subjects with data; LS = Least squares. * From a mixed model†

The median (25th, 75th percentile) percentage reduction in the time-normalized number of HAE attacks relative to placebo was 95% (79, 100) on 60 IU/kg HAEGARDA and 89% (70, 100) on 40 IU/kg HAEGARDA among subjects with evaluable data in both treatment periods.

The percentage of responders (95% CI) with a ≥50% reduction in the time-normalized number of HAE attacks on HAEGARDA relative to placebo was 83% (73%, 90%). Ninety percent (90%) of subjects on 60 IU/kg responded to treatment and 76% of subjects on 40 IU/kg responded to treatment.

The percentages of subjects (95% CI) with ≥70% and ≥90% reductions in the time-normalized number of HAE attacks on HAEGARDA relative to placebo were 74% (64%, 83%) and 50% (39%, 61%), respectively. The percentages of subjects with ≥70% and ≥90% reductions in comparison to placebo in the time-normalized number of HAE attacks were 83% and 58% on 60 IU/kg and 67% and 43% on 40 IU/kg. Seventy-one percent (71%) of subjects on 60 IU/kg and 53% of subjects on 40 IU/kg had ≥1 HAE attack per 4 week period on placebo and <1 HAE attack per 4 week period on HAEGARDA.

A total of 40% of subjects on 60 IU/kg and 38% of subjects on 40 IU/kg were attack-free, and the median rate of HAE attacks per month was 0.3 on both doses.

HAEGARDA resulted in a significant difference in the time-normalized number of uses of rescue medication (the rate of rescue medication use) relative to placebo. A dose of 60 IU/kg resulted in a mean rate of rescue medication of 0.3 uses per month, compared to 3.9 uses per month with placebo. A dose of 40 IU/kg resulted in a mean rate of rescue medication use of 1.1 uses per month, compared to 5.6 uses per month with placebo.

Study 2:

The study assessed 120 adult and pediatric subjects with symptomatic HAE type I or II. The median (range) age of subjects was 41.0 (8-72) years. Patients with a monthly attack rate of 4.3 in 3 months before entry in the study were enrolled and treated for a mean of 1.4 years; 41 patients (34.2%) had more than 2 years of exposure. Mean steady-state C1-INH functional activity increased to 52.0% with 40 IU/kg and 66.6% with 60 IU/kg. Incidence of adverse events was similar in both dose groups (12.0 and 8.6 events per patient-year for 40 IU/kg and 60 IU/kg, respectively). The percentages of subjects with ≥50% reductions in the time-normalized number of HAE attacks on HAEGARDA relative to the time-normalized number of HAE attacks at baseline were 93.1% and 93.1% in 40 IU/kg and 60 IU/kg treatment arms, respectively. The percentages of subjects with time normalized HAE attack frequency of < 1 HAE attack per 4-week period were 79.7% on 40 IU/kg and 86.9% on 60 IU/kg. For 40 IU/kg and 60 IU/kg, median annualized attack rates were 1.0 and 1.0, respectively, and median rescue medication use was 0.0 and 0.0 times per year, respectively. The proportion of HAE attack-free subjects throughout the study duration with a maximum exposure of >2.5 years was 35.6% and 44.3% in the 40 IU/kg and 60 IU/kg treatment arms, respectively.

15 REFERENCES

- Martinez-Saguer I, Rusicke E, Aygören-Pürsün E, et al. Characterization of acute hereditary angioedema attacks during pregnancy and breast-feeding and their treatment with C1 inhibitor concentrate. *Am J Obstet Gynecol.* 2010;203:131.e1-7.
- Fox J, Vegh AB, Martinez-Saguer I, et al. Safety of a C1-inhibitor concentrate in pregnant women with hereditary angioedema. *Allergy Asthma Proc.* 2017;38(3):216-221

16 HOW SUPPLIED/STORAGE AND HANDLING

HAEGARDA is supplied in a kit containing a lyophilized powder in a single-dose vial. HAEGARDA is packaged with Sterile Water for Injection, USP (4 mL for reconstitution of 2000 IU or 6 mL for reconstitution of 3000 IU) and one Mix2Vial filter transfer set. Not made with natural rubber latex.

Table 5. How Supplied

Nominal Strength	Fill Size Color Indicator	Kit NDC
2000 IU	Fuschia	63833-828-02
3000 IU	Yellow	63833-829-02

Storage and Handling

- When stored at temperatures up to 30°C (86°F), HAEGARDA is stable for the period indicated by the expiration date on the carton and vial label.
- Keep HAEGARDA in its original carton until ready to use.
- Do not freeze.
- Protect from light.
- Discard any unused product and all used disposable supplies.

17 PATIENT COUNSELING INFORMATION

See FDA-approved patient labeling (Patient Product Information).

All risks and benefits of HAEGARDA should be discussed with the patient/caregiver before prescribing or administering it to the patient.

Inform patients/caregivers to immediately report the following to their physician:

- Signs and symptoms of allergic hypersensitivity reactions, such as hives, tightness of the chest, difficulty breathing, wheezing, hypotension and/or anaphylaxis experienced during or after injection of HAEGARDA [see *Warnings and Precautions (5.1)*].
- Signs and symptoms of a thromboembolic event, including pain and/or swelling of an arm or leg with warmth over the affected area, discoloration of an arm or leg, unexplained shortness of breath, chest pain or discomfort that worsens on deep breathing, unexplained rapid pulse, numbness or weakness on one side of the body [see *Warnings and Precautions (5.2)*].

Inform all patients/caregivers:

- HAEGARDA is indicated for HAE prophylaxis and should not be used for the treatment of acute HAE attacks. Patients/caregivers should be counselled regarding the appropriate course of action if breakthrough HAE attacks occur while on HAEGARDA, including:
 - Individualized rescue treatment for acute HAE attacks.
 - Situations in which to seek immediate medical attention, such as acute laryngeal HAE attacks.
- Patients/caregivers must ensure an adequate supply of HAEGARDA when traveling.
- Because HAEGARDA is made from human blood, it may carry a risk of transmitting infectious agents, e.g., viruses, the variant Creutzfeldt-Jakob disease (vCJD) agent and, theoretically, the Creutzfeldt-Jakob disease (CJD) agent [see *Warnings and Precautions (5.3) and Description (11)*].
- Patients with known risk factors for thromboembolic events are at an increased risk for these events [see *Warnings and Precautions (5.2)*].
- Ensure that the patient/caregiver has access to and has received training in the administration of subcutaneous epinephrine and/or other appropriate supportive therapy for the treatment of any acute anaphylactic or severe hypersensitivity reaction [see *Warnings and Precautions (5.1)*].

Advise female patients:

- Patients should notify their physician if they become pregnant or intend to become pregnant while taking HAEGARDA [see *Use in Specific Populations (8.1)*].
- Patients should notify their physician if they are breastfeeding or plan to breastfeed while taking HAEGARDA [see *Use in Specific Populations (8.2)*].

Self-administration – Ensure that the patient/caregiver receives clear instructions and training on S.C. administration in the home or other appropriate setting and has demonstrated the ability to perform S.C. injection.

- Ensure the patient (or caregiver) has the necessary dexterity and comprehension to be trained to self-administer.
- Instruct patients/caregivers to record the lot number from the HAEGARDA vial label every time they use HAEGARDA.

The attached HAEGARDA “Patient Product Information (PPI)” contains more detailed instructions for patients/caregivers who will be self-administering HAEGARDA.

Manufactured by:

CSL Behring GmbH
35041 Marburg, Germany
US License No. 1765

Distributed by:

CSL Behring LLC
Kankakee, IL 60901 USA

Mix2Vial® is a registered trademark of West Pharma. Services IL, Ltd., a subsidiary of West Pharmaceuticals Services, Inc.

FDA-Approved Patient Labeling – Patient Product Information (PPI)

HAEGARDA (*hay-GAR-duh*) C1 Esterase Inhibitor Subcutaneous (Human) Freeze-Dried Powder for Reconstitution

This leaflet summarizes important information about HAEGARDA. Please read it carefully before using HAEGARDA and each time you get a refill. There may be new information provided. This information does not take the place of talking with your healthcare provider, and it does not include all of the important information about HAEGARDA. If you have any questions after reading this, ask your healthcare provider.

Do not attempt to self-administer unless you have been taught how by your healthcare provider.

What is HAEGARDA?

HAEGARDA is an injectable medicine used to prevent swelling and/or painful attacks in patients 6 years of age and older with Hereditary Angioedema (HAE). HAE is caused by the poor functioning or lack of a protein called C1 that is present in your blood and helps control inflammation (swelling) and parts of the immune system. HAEGARDA contains C1 esterase inhibitor (C1-INH), a protein that helps control C1. HAEGARDA should not be used to treat an acute HAE attack. In case of an acute HAE attack, initiate individualized treatment as discussed with your prescribing health care professional.

Who should not use HAEGARDA?

You should not use HAEGARDA if you have experienced life-threatening immediate hypersensitivity reactions, including anaphylaxis, to the product.

What should I tell my healthcare provider before using HAEGARDA?

- Tell your healthcare provider about all of your medical conditions, including if you:
- Are pregnant or planning to become pregnant. It is not known if HAEGARDA can harm your unborn baby.
 - Are breastfeeding or plan to breastfeed. It is not known if HAEGARDA passes into your milk and if it can harm your baby.
 - Have a history of blood clotting problems. Blood clots have occurred in patients receiving HAEGARDA. Very high doses of C1-INH could increase the risk of blood clots. Tell your healthcare provider if you have a history of heart or blood vessel disease, stroke, blood clots, or have thick blood, an indwelling catheter/access device in one of your veins, or have been immobile for some time. These things may increase your risk of having a blood clot after using HAEGARDA. Also, tell your healthcare provider what drugs you are using, as some drugs, such as birth control pills or certain androgens, may increase your risk of developing a blood clot.

Tell your healthcare provider and pharmacist about all of the medicines you take, including all prescription and non-prescription medicines such as over-the-counter medicines, supplements, or herbal remedies.

What are the possible side effects of HAEGARDA?

Allergic reactions may occur with HAEGARDA. Call your healthcare provider or seek emergency support services right away if you have any of the following symptoms after using HAEGARDA:

- wheezing
- difficulty breathing
- chest tightness
- turning blue (look at lips and gums)
- fast heartbeat
- swelling of the face
- rash or hives

Signs of a blood clot include:

- pain and/or swelling of an arm or leg with warmth over the affected area
- discoloration of an arm or leg
- unexplained shortness of breath
- chest pain or discomfort that worsens on deep breathing
- unexplained rapid pulse
- numbness or weakness on one side of the body

Because HAEGARDA is made from human blood, it may carry a risk of transmitting infectious agents, e.g., viruses, the variant Creutzfeldt-Jakob disease (vCJD) agent and, theoretically, the Creutzfeldt-Jakob disease (CJD) agent.

The most common side effects with HAEGARDA are injection site reactions (pain, redness, swelling), hypersensitivity (itching and rash), nasopharyngitis (runny or stuffy nose, sneezing, watery eyes) and dizziness.

These are not all the possible side effects of HAEGARDA.

Tell your healthcare provider about any side effect that bothers you or that does not go away. You can also report side effects to the FDA at 1-800-FDA-1088.

How should I store HAEGARDA?

- Keep the non-reconstituted HAEGARDA in its original carton to protect from light until ready to use.
- When stored at temperatures up to 30°C (86°F), HAEGARDA is stable for the period indicated by the expiration date on the carton and vial label.
- Do not freeze.

What else should I know about HAEGARDA?

Medicines are sometimes prescribed for purposes other than those listed here. Do not use HAEGARDA for a condition for which it is not prescribed. Do not share HAEGARDA with other people, even if they have the same symptoms that you have.

This leaflet summarizes the most important information about HAEGARDA. If you would like more information, talk to your healthcare provider. You can ask your

healthcare provider or pharmacist for information about HAEGARDA that was written for healthcare professionals. For more information, go to www.HAEGARDA.com or call 1-877-236-4423.

What should I know about selfadministration?

- You should prepare the prescribed dose of HAEGARDA for selfadministration as directed by your healthcare provider.

Instructions for Use

- **Do not attempt to self-administer unless you have been taught how by your healthcare provider.**
- **See the step-by-step instructions for injecting HAEGARDA at the end of this leaflet.** You should always follow the specific instructions given by your healthcare provider. The steps listed below are general guidelines for using HAEGARDA. If you are unsure of the steps, please contact your healthcare provider or pharmacist before using.
- Your healthcare provider will prescribe the dose that you should administer, which is based on your body weight.
- Call your healthcare provider if you miss a dose of HAEGARDA.
- Talk to your healthcare provider before traveling to make sure you have an adequate supply of HAEGARDA.
- Use a new needle for each HAEGARDA injection. **Do not reuse or share your needles with other people. You may give other people a serious infection, or get a serious infection from them.**

Reconstitution and Administration

- The 2000 IU HAEGARDA vial contains C1-INH as a lyophilized concentrate for reconstitution with 4 mL of Sterile Water for Injection, USP provided; or, the 3000 IU HAEGARDA vial contains C1-INH as a lyophilized concentrate for reconstitution with 6 mL of Sterile Water for Injection, USP provided.
- Check the expiration date on the product vial label. Do not use beyond the expiration date.
- Work on a clean surface and wash hands before performing the following procedures.
- Use either the Mix2Vial transfer set provided with HAEGARDA or a commercially available double-ended needle and vented filter spike.
- Prepare and administer using aseptic techniques.
- Each vial of HAEGARDA is for single-dose only. Promptly use the reconstituted solution. The solution must be used within 8 hours. Discard partially used vials. HAEGARDA contains no preservative.
- After reconstitution and prior to administration inspect HAEGARDA. The reconstituted solution should be colorless, clear, and free from visible particles. Do not use if the solution is cloudy, discolored, or contains particulates.

Reconstitution

The procedures below are provided as general guidelines for the reconstitution of HAEGARDA.

HAEGARDA Reconstitution Instructions

1. Ensure that the HAEGARDA vial and Sterile Water for Injection (diluent) vial are at room temperature.
2. Place the HAEGARDA vial, diluent vial and Mix2Vial transfer set on a flat surface.
3. Remove flip caps from the HAEGARDA and diluent vials.
4. Wipe the stoppers with an alcohol swab and allow to dry prior to opening the Mix2Vial transfer set package.
5. Open the Mix2Vial transfer set package by peeling away the lid (Figure 1). Do not remove the device from the package.



Figure 1

6. Place the diluent vial on a flat surface and hold the vial tightly. Grip the Mix2Vial transfer set together with the clear package and push the plastic spike at the blue end of the Mix2Vial transfer set firmly through the center of the stopper of the diluent vial (Figure 2).



Figure 2

7. Carefully remove the clear package from the Mix2Vial transfer set. Do not remove the Mix2Vial transfer set or touch the exposed end of the device (Figure 3).



Figure 3

8. With the HAEGARDA vial placed firmly on a flat surface, invert the diluent vial with the Mix2Vial transfer set attached and push the plastic spike of the transparent adapter firmly through the center of the stopper of the HAEGARDA vial (Figure 4). The diluent will automatically transfer into the HAEGARDA vial.



Figure 4

- With the diluent and HAEGARDA vial still attached to the Mix2Vial transfer set, gently swirl the HAEGARDA vial to ensure that the powder is fully dissolved (Figure 5). Do not shake the vial.



Figure 5

- With one hand, grasp the HAEGARDA side of the Mix2Vial transfer set and with the other hand grasp the blue diluent side of the Mix2Vial transfer set, and unscrew the set into two pieces (Figure 6).



Figure 6

- Draw air into an empty, sterile syringe. Use a silicone-free syringe. While the HAEGARDA vial is upright, screw the syringe to the Mix2Vial transfer set. Inject air into the HAEGARDA vial.
- While keeping the syringe plunger pressed, invert the system upside down and draw the concentrate into the syringe by pulling the plunger back slowly (Figure 7).

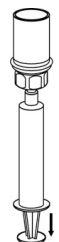


Figure 7

- Disconnect the filled syringe by unscrewing it from the Mix2Vial transfer set (Figure 8). The reconstituted solution should be colorless, clear, and free from visible particles. Do not use if particles or discoloration are observed.



Figure 8

- Use immediately or within 8 hours of reconstitution. Store reconstituted solution at room temperature. Do not refrigerate.
- If the dose requires more than one vial, use a separate, unused Mix2Vial transfer set and diluent vial for each product vial. Repeat steps 10-12 to pool the contents of the vials into one syringe.

Self (or caregiver)-Administration (subcutaneous administration)

Your healthcare provider will teach you (or caregiver) how to safely administer HAEGARDA. Once you (or caregiver) learn how to administer, follow the instructions provided below.

HAEGARDA administration instructions apply to patients, 6 years of age and older.

HAEGARDA Self (or caregiver)-Administration Instructions

Step 1: Assemble supplies

Gather the HAEGARDA syringe, the following disposable supplies (not provided with HAEGARDA), and other items (sharps or other container, treatment diary or log book):

- Hypodermic needle or S.C. infusion set
- Sterile syringe (Use a silicone-free syringe)
- Alcohol wipes
- Gloves (if recommended by the healthcare provider)

Step 2: Clean surface

- Thoroughly clean a table or other flat surface using alcohol wipes.

Step 3: Wash hands

- Thoroughly wash and dry your hands.
- If you have been told to wear gloves when preparing the infusion, put the gloves on.

Step 4: Prepare injection site

- Select an area on the abdomen (stomach) or another site for the injection as discussed with your doctor (Figure 9).

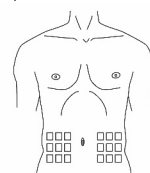


Figure 9

- Use a different place from the last injection; you should rotate the places where you are injecting.
- New injection sites should be at least 2 inches (5 centimeters) away from the place where you gave yourself an injection before.
- Never give an injection in areas where the skin is itchy, swollen, painful, bruised, or red.
- Avoid giving injections in places where you have scars or stretch marks.
- Clean the skin at the injection site with an alcohol swab and let the skin dry (Figure 10).



Figure 10

Step 5: Injection in the abdominal area

As instructed by the healthcare provider:

- Attach a hypodermic needle or S.C. infusion set (butterfly) as instructed by the healthcare provider. Prime the needle or tubing as required and instructed.

Injection with Hypodermic Needle:

- Insert the needle into the fold of skin (Figure 11).



Figure 11

Injection by S.C. Infusion Set:

- Insert the needle into the fold of skin (Figure 12).



Figure 12

Step 6: Clean up

- After injecting the entire amount of HAEGARDA, remove the needle.
- Discard any unused solution and all administration equipment in an appropriate manner as per local requirements.

Step 7: Record treatment

Record the lot number from the HAEGARDA vial label in the treatment diary or log book with the date and time of infusion every time you use HAEGARDA.

Resources at CSL Behring available to the patient:

For Adverse Reaction Reporting contact:

CSL Behring Pharmacovigilance Department at 1-866-915-6958

Contact CSL Behring to receive more product information:

Customer Support 1-800-683-1288

For more information, visit www.HAEGARDA.com.

Manufactured by:

CSL Behring GmbH

35041 Marburg, Germany

US License No. 1765

Distributed by:

CSL Behring LLC

Kankakee, IL 60901 USA

Mix2Vial® is a registered trademark of West Pharma. Services IL, Ltd., a subsidiary of West Pharmaceuticals Services, Inc.