



FOR US HEALTHCARE PROVIDERS

HEMGENIX TREATMENT GUIDE



If you have questions throughout the HEMGENIX treatment journey, **contact HEMGENIX Connect at 1-833-436-0021, Mon-Fri, 8 AM-8 PM ET**



Eric
Factor IX
level of 37%
for years

Patient portrayal.

IMPORTANT SAFETY INFORMATION

Adverse Reactions

The most common adverse reactions (incidence $\geq 5\%$) were elevated ALT, headache, blood creatine kinase elevations, flu-like symptoms, infusion-related reactions, fatigue, nausea, malaise, and elevated AST.



Please see full Important Safety Information on page 13 and full prescribing information, attached.

CSL Behring

SCREENING AND ELIGIBILITY

(~3-4 weeks*)

REQUIRED TESTS TO CONFIRM ELIGIBILITY FOR HEMGENIX

Test type	Method	Eligibility
 Screen for Factor IX inhibitors		
Factor IX inhibitor test	Blood draw	No factor IX inhibitors
 Assess liver health		
Liver enzyme tests: ALT, AST, ALP, and total bilirubin	Blood draw	Acceptable liver health <i>In case of radiological liver abnormalities and/or sustained liver enzyme elevations, consider a consultation with a hepatologist to assess eligibility for HEMGENIX.</i>
Hepatic ultrasound	Ultrasound/imaging	
Elastography	Ultrasound/imaging	

This is not an exhaustive list; additional tests may be required.

OPTIONAL AAV5 NEUTRALIZING ANTIBODY (NAb) TEST

You may choose to test your patient for AAV5 neutralizing antibodies (NAbs).

In the HOPE-B study, patients were assessed for AAV5 neutralizing antibodies using a clinical laboratory test, but were not excluded based on their test results nor are they excluded in HEMGENIX’s approved indication. However, one patient that did not respond to treatment was found to have a very high AAV5 neutralizing antibody titer level of 1:3212.

CSL will make available a laboratory developed, CLIA-validated test that was used during the clinical trial.



If you are interested in ordering an AAV5 Neutralizing Antibody (NAb) Test kit, free of charge, please call 1-833-436-0021, Mon-Fri, 8 AM-8 PM ET.

*Timelines are intended to serve as an estimate to support planning and preparations.

INSURANCE VERIFICATION

(~3–6 weeks*)



- Initiate HEMGENIX ConnectSM support & benefit investigation by submitting the HEMGENIX patient start form
- Submit prior authorization and schedule infusion date
- Receive prior authorization

After you discuss eligibility with your patients, encourage them to enroll in HEMGENIX Connect! This helps HEMGENIX Connect investigate reimbursement support as early as possible. Download and submit the patient start form to initiate HEMGENIX Connect support and benefit investigation.



IMPORTANT SAFETY INFORMATION

Warning and Precautions

Infusion Reactions

Infusion reactions, including hypersensitivity reactions and anaphylaxis, may occur. Monitor during administration and for at least 3 hours after end of infusion. If symptoms occur, slow or interrupt administration. Re-start administration at a slower infusion once resolved.



Patient portrayal; HEMGENIX not intended for women.

INFUSION DAY

WHEN PLANNING FOR INFUSION DAY, THERE ARE IMPORTANT CONSIDERATIONS TO KEEP IN MIND:



Confirm all required screenings are completed and eligibility is confirmed prior to scheduling a patient's infusion



Submit a purchase order for product through CSL Behring customer service (2 weeks delivery time) to: customersupport@cslbehring.com
Phone: 1-800-683-1288
Fax: 610-878-4888

OR Scan the QR code to locate a HEMGENIX administration center to refer your patients to



Coordinate with your patient to schedule their infusion day. Remind them they need to maintain a consistent weight from prescription to administration



Review infusion day expectations with your patient, including potential infusion-related reactions



Confirm your patient's post-treatment monitoring appointments and lab you'll use, and reinforce the importance of post-monitoring progress of HEMGENIX

ADMINISTRATION

(See Additional Information for how to store and prepare HEMGENIX)

REQUIRED SUPPLIES AND MATERIALS FOR ADMINISTRATION:

Winged intravenous needle or catheter set

70% isopropyl alcohol wipes

Infusion pump

Gauze and tape, or transparent dressing

0.2 mcm in-line filter

Sharps disposal container

Antiseptic skin preps

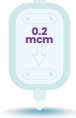
Virucidal agent to treat spill/spill kit

IMPORTANT SAFETY INFORMATION

Hepatotoxicity/Hepatocellular Carcinoma

Post-dose, monitor for elevated transaminase levels. Consider corticosteroid treatment should elevations occur. The integration of liver-targeting AAV vector DNA into the genome may carry the theoretical risk of hepatocellular carcinoma development. For patients with preexisting risk factors for hepatocellular carcinogenicity, perform regular (eg, annual) abdominal ultrasound and alpha-fetoprotein testing following administration.

ADMINISTER HEMGENIX AS A SINGLE-DOSE INTRAVENOUS INFUSION THROUGH A PERIPHERAL VENOUS CATHETER:



1 Visually inspect diluted HEMGENIX prior to administration. The diluted HEMGENIX should be clear and colorless.

- **DO NOT** use if particulates, cloudiness, or discoloration are visible
- Use the diluted HEMGENIX within 24 hours after the dose preparation

2 Use an integrated (in-line) 0.2 mcm filter made out of polyether sulfone (PES).

3 Subsequently, connect the pre-filled IV infusion line/drip chamber to the main intravenous line which has been primed with sterile 0.9% normal saline solution prior to use.

4 Infuse diluted HEMGENIX at a constant infusion rate of 500 mL/hour (8 mL/min).

- **DO NOT** administer HEMGENIX as an intravenous push or bolus
- **DO NOT** infuse the diluted HEMGENIX solution in the same intravenous line with any other products
- **DO NOT** use a central line or port

In the event of an infusion reaction* during administration

The rate of infusion may be reduced or stopped, to manage the infusion reaction. If the infusion is stopped, restart at a slower rate when the infusion reaction is resolved.

If the infusion rate needs to be reduced, or stopped and restarted, HEMGENIX should be infused within 24 hours after the dose preparation.

*Symptoms may include chest tightness, headaches, abdominal pain, lightheadedness, flu-like symptoms, shivering, flushing, rash, and hypertension.



5 After the entire content of the bag(s) is infused, flush the IV infusion line/drip chamber at the same infusion rate with 0.9% normal saline solution to ensure all HEMGENIX is delivered.

- Treat spills of HEMGENIX with a virucidal agent with proven activity against non-enveloped viruses
- Dispose of unused product and disposable materials that may have come in contact with HEMGENIX in accordance with local biosafety guidelines applicable for handling and disposal of the pharmaceutical waste



POST-MONITORING AND TRACKING OUTCOMES

AFTER ADMINISTRATION OF HEMGENIX, YOU AND YOUR PATIENTS WILL HAVE FOLLOW-UPS TO MONITOR PROGRESS.

Weekly monitoring is recommended for the first 3 months post-treatment:

-  **Liver enzymes:** Check for potential elevations that may require intervention
 - Consider implementing a course of corticosteroid in the event of ALT increase to above normal limits, or double baseline levels, in the first 3 months post dose
 - Continue to monitor transaminases in all patients who develop liver enzyme elevations until liver enzymes return to baseline
-  **Factor IX (FIX) activity:** Monitor factor IX activity. Use of exogenous factor IX concentrates before and after administration may impede assessment of endogenous, HEMGENIX-derived factor IX activity. It may take several weeks after treatment with HEMGENIX for endogenous factor IX levels to rise. Until then, infusions of factor IX replacement product may be needed

Longer-term monitoring

-  **Long-term liver health:** Perform regular alpha-fetoprotein (AFP) level testing and abdominal ultrasound annually in patients with preexisting risk factors for hepatocellular carcinoma
-  **Factor IX inhibitors:** Post-dose inhibitor testing should be performed if bleeding is not controlled, or plasma factor IX activity levels decrease

You and your patient can create a follow-up plan that works best for them, making it convenient with routine visits, local lab draws, and telemedicine

OTHER CONSIDERATIONS

- Vector distribution in blood (within the body), and vector shedding in semen and other excreta and secretions can occur post-infusion. It is not known how long this will continue
- Advise patients that they should not donate blood or organs, tissues, and cells for transplantation to minimize the risk of exposure to non-target individuals

IMPORTANT SAFETY INFORMATION

Immune-mediated neutralization of the AAV5 vector capsid

Preexisting neutralizing anti-AAV antibodies may impede transgene expression at desired levels.

POST-
MONITORING

Patient portrayal.

STORAGE AND HANDLING

STORING HEMGENIX



- HEMGENIX is shipped at 2°C to 8°C (36°F to 46°F)
- Store vials in a refrigerator at 2°C to 8°C (36°F to 46°F) in the original carton protected from light until time of dilution and administration. **Do not freeze**
- Only dilute HEMGENIX just prior to administration, and keep packaging sealed until ready to dilute. **Once diluted, store HEMGENIX in the infusion bag protected from light for up to 24 hours** at 15°C to 25°C (59°F to 77°F) after the dose preparation

HANDLE HEMGENIX WITH CARE



- HEMGENIX does not contain preservatives. Use aseptic technique and proper engineering controls (eg, biological safety cabinet or isolator) according to institutional policies during the preparation and administration of HEMGENIX
- Use HEMGENIX vials only once (single-use vials)

HOW SUPPLIED



HEMGENIX is provided as a customized kit to meet dosing requirements for each patient, with each kit containing 10–48 10 mL vials of HEMGENIX. The total number of vials in each kit corresponds to the dosing requirement for the individual patient, depending on the patient's body weight.



Patient portrayal.

PREPARATION

GENERAL PRECAUTIONS

- Prepare HEMGENIX using sterile technique under aseptic conditions, proper engineering controls (eg, biological safety cabinet or isolator) and according to institutional policies
- Do not expose HEMGENIX to the light of an ultraviolet radiation disinfection lamp
- Confirm that the patient's identity matches with the patient-specific identifier number on the outer carton
- Verify the required dose of HEMGENIX based on the patient's body weight
- Confirm that the carton contains sufficient number of vials to prepare the diluted HEMGENIX patient-specific infusion bag
- Parenteral drug products should be inspected visually for particulate matter and discoloration prior to administration, whenever solution and container permit

REQUIRED SUPPLIES AND MATERIALS FOR PREPARATION:

- Normal saline infusion bag(s) of 500 mL (1 to 2 bags based on patient's body weight)
- Labels for the infusion bag(s) of 500 mL
- IV Infusion line/drip chamber primed with 0.9% normal saline
- Infusion bag connector(s)
- 20 mL or larger Luer-lock syringes
- 20 G Needles or vial adaptors
- 70% isopropyl alcohol
- Sharps disposal container

ADDITIONAL
INFORMATION

IMPORTANT SAFETY INFORMATION

Monitoring Laboratory Tests

In addition to monitoring liver function, monitor for Factor IX activity and Factor IX inhibitors after administration.

PREPARATION (cont.)

PREPARATION OF 0.9% NORMAL SALINE INFUSION BAGS

- 1 Prior to dilution, spike the infusion bag(s) of 0.9% normal saline solution with applicable connector.
- 2 Connect a Luer-lock syringe at the mixing adapter site of the applicable connector.
- 3 Withdraw the volume equal to the calculated HEMGENIX dose (in mL) from the 500 mL infusion bag(s) of 0.9% normal saline solution. The volume to be withdrawn and number of infusion bag(s) needed will vary based on the patient body weight:

Patient body weight	Number of 500 mL 0.9% normal saline infusion bag(s) required	Volume of saline solution to withdraw
Less than 120 kg body weight	One	Equal to the total HEMGENIX dose (in mL) from one bag
Equal to or more than 120 kg body weight	Two	Equal to the total HEMGENIX dose (in mL). Remove half of the dose equivalent volume from each of the two bags

HEMGENIX injection to the 0.9% normal saline infusion bags

- Dilute HEMGENIX with 0.9% normal saline solution only prior to administration
- 4 Prior to dilution, inspect each of the HEMGENIX single-dose vials.
 - If particulates, cloudiness, or discoloration is visible, **DO NOT** use the vial(s)
 - 5 Gently swirl the vials 3 times (about 10 seconds) to homogenize the HEMGENIX suspension.
 - To avoid foaming, **DO NOT** shake the HEMGENIX vial(s)
 - 6 Remove the plastic flip-off cap from the vials and disinfect the rubber stopper with a sterilizing agent (for example sterile 70% isopropyl alcohol).
 - 7 Withdraw HEMGENIX from each vial using a 20 G needle/vial adapter and syringe.
 - Use recommended 20 mL Luer-lock or larger syringe that is suitable for volume measuring and a needle
 - **DO NOT** use filter needles during preparation of HEMGENIX
 - Use a new needle/vial adapter and syringe for each HEMGENIX vial
 - Dispose of the needle and syringe in an appropriate container
 - 8 Slowly add the required HEMGENIX dose from the syringe(s) directly to the 0.9% normal saline solution in the infusion bag(s) (from step #3) to bring the total volume in each infusion bag back to 500 mL.
 - **DO NOT** add HEMGENIX into the airspace of the bag to avoid foaming throughout this process

-
- 9** Repeat steps 7 and 8 with additional needles/vial adaptors and syringes to inject the total calculated HEMGENIX volume to the infusion bag(s) required for the patient dose.
-
- 10** Gently invert the infusion bag(s) at least 3 times (about 10 seconds) to mix the solution and ensure even distribution of the diluted product.
- To avoid foaming, **DO NOT** shake the diluted HEMGENIX infusion bag(s)
-
- 11** Label the infusion bag(s).
-
- 12** Connect the infusion bag(s) to an infusion tube pre-filled with sterile 0.9% normal saline solution to reduce the risk of spillage and/or aerosol formation.
-
- 13** Transport the diluted HEMGENIX infusion bag(s) in the transport container/bag protected from light to the administration site, avoiding any shaking or excessive agitation.



Watch a step-by-step video about product preparation and administration.

IMPORTANT SAFETY INFORMATION

Adverse Reactions

The most common adverse reactions (incidence $\geq 5\%$) were elevated ALT, headache, blood creatine kinase elevations, flu-like symptoms, infusion-related reactions, fatigue, nausea, malaise, and elevated AST.



Patient portrayal.






DEDICATED SUPPORT THAT'S CUSTOMIZED FOR YOU AND YOUR PATIENTS








HEMGENIX Connect can help enrolled patients and their caregivers understand the coverage process, perform benefits investigations, access financial assistance, and receive resources and support as needed. HEMGENIX Connect can also provide you with answers to product-related questions and access to a dedicated CSL Behring representative.

HEMGENIX Connect offers you and your healthcare team support, including:

-  A dedicated reimbursement team to answer any of your financial support questions
-  Answers to your clinical questions from a medical information team
-  Assistance with identifying centers trained and approved to administer HEMGENIX

Elevate your expectations for patient support with HEMGENIX Connect, including:

-  A dedicated team, including a Patient Resource Navigator and a CSL Case Manager for your patients
-  Insurance assessment to investigate coverage and explain benefits to your patient
-  Financial assistance programs, including copay assistance for eligible people with commercial insurance*
-  Logistics and travel support for required appointments are available
-  Eligible HEMGENIX candidates can get support for screening tests, product administration, and required post-monitoring

*See terms and conditions at: csllabehring.com/patients/support-and-assistance.

If you have questions throughout the HEMGENIX treatment journey, or would like to locate a treatment center that can administer HEMGENIX, **contact HEMGENIX Connect at: 1-833-436-0021, Mon-Fri, 8 AM-8 PM ET.**

IMPORTANT SAFETY INFORMATION

Warning and Precautions

Infusion Reactions

Infusion reactions, including hypersensitivity reactions and anaphylaxis, may occur. Monitor during administration and for at least 3 hours after end of infusion. If symptoms occur, slow or interrupt administration. Re-start administration at a slower infusion once resolved.

Hepatotoxicity/Hepatocellular Carcinoma

Post-dose, monitor for elevated transaminase levels. Consider corticosteroid treatment should elevations occur. The integration of liver-targeting AAV vector DNA into the genome may carry the theoretical risk of hepatocellular carcinoma development. For patients with preexisting risk factors for hepatocellular carcinogenicity, perform regular (eg, annual) abdominal ultrasound and alpha-fetoprotein testing following administration.

Immune-mediated neutralization of the AAV5 vector capsid

Preexisting neutralizing anti-AAV antibodies may impede transgene expression at desired levels.

Monitoring Laboratory Tests

In addition to monitoring liver function, monitor for Factor IX activity and Factor IX inhibitors after administration.

Adverse Reactions

The most common adverse reactions (incidence $\geq 5\%$) were elevated ALT, headache, blood creatine kinase elevations, flu-like symptoms, infusion-related reactions, fatigue, nausea, malaise, and elevated AST.

Indication

HEMGENIX®, etranacogene dezaparvovec-drlb, is an adeno-associated virus vector-based gene therapy indicated for the treatment of adults with Hemophilia B (congenital Factor IX deficiency) who:

- Currently use Factor IX prophylaxis therapy, or
- Have current or historical life-threatening hemorrhage, or
- Have repeated, serious spontaneous bleeding episodes.

HEMGENIX is for single use intravenous infusion only.

Contraindications: None.

Please see full prescribing information for HEMGENIX.

To report SUSPECTED ADVERSE REACTIONS, contact the CSL Behring Pharmacovigilance Department at 1-866-915-6958 or FDA at 1-800-FDA-1088 or www.fda.gov/medwatch.



FIND OUT MORE AT
HEMGENIX.COM

HEMGENIX HELPS PATIENTS MAKE THEIR OWN FACTOR IX AND CAN ELIMINATE THE NEED FOR PROPHYLAXIS

37% MEAN FACTOR IX ACTIVITY
SUSTAINED FOR YEARS*

94% OF PEOPLE ELIMINATED FACTOR IX PROPHYLAXIS
AND REMAINED PROPHYLAXIS-FREE†

94% OF PEOPLE EXPRESSED
**FACTOR IX LEVELS IN THE
MILD TO NORMAL RANGE***

NO EXCLUSION FOR PATIENTS WITH POSITIVE
NEUTRALIZING ANTIBODIES TO AAV5

*Elevated factor IX levels have been observed annually. 49 of the 52 responders at 2 years maintained mild to near normal levels. At year 3, 90% of responders (47/52) expressed mild to normal factor IX levels. Two patients experienced lack of efficacy; 1 patient had the highest NAb titer of 1:3212, and 1 patient received ~10% of the planned dose.

†Two patients were not able to stop routine prophylaxis. During months 7–18 an additional patient received prophylaxis during days 396–534 (approximately 20 weeks).

IMPORTANT SAFETY INFORMATION

Adverse Reactions

The most common adverse reactions (incidence $\geq 5\%$) were elevated ALT, headache, blood creatine kinase elevations, flu-like symptoms, infusion-related reactions, fatigue, nausea, malaise, and elevated AST.

Please see full Important Safety Information on page 13 and full prescribing information, attached.

CSL Behring

HEMGENIX is manufactured by uniQure Inc. and distributed by CSL Behring LLC.
HEMGENIX® is a registered trademark of CSL Behring LLC.
HEMGENIX ConnectSM is a service mark of CSL Behring LLC.

©2024 CSL Behring LLC 1020 First Avenue, PO Box 61501, King of Prussia, PA 19406-0901 USA

www.CSLBehring.com www.HEMGENIX.com USA-HGX-0194-NOV24

 **HEMGENIX**[®]
etranacogene dezaparvovec-drlb

HIGHLIGHTS OF PRESCRIBING INFORMATION

These highlights do not include all the information needed to use HEMGENIX safely and effectively. See full prescribing information for HEMGENIX.

**HEMGENIX® (etranacogene dezaparvovec-drlb) suspension,
for intravenous infusion**
Initial U.S. Approval: 2022

INDICATIONS AND USAGE

HEMGENIX is an adeno-associated virus vector-based gene therapy indicated for the treatment of adults with Hemophilia B (congenital Factor IX deficiency) who:

- Currently use Factor IX prophylaxis therapy, or
- Have current or historical life-threatening hemorrhage, or
- Have repeated, serious spontaneous bleeding episodes.

DOSAGE AND ADMINISTRATION

For single-use intravenous infusion only. (2)

- Perform baseline testing to select patients, including testing for Factor IX inhibitor presence and liver health tests. (2.1)
- The recommended dose of HEMGENIX is 2×10^{13} genome copies (gc) per kg of body weight. (2.1)
- Administer HEMGENIX as an intravenous infusion after dilution with 0.9% normal saline at a constant infusion rate of 500 ml/hour (8 mL/min). (2.1)

DOSAGE FORMS AND STRENGTHS

HEMGENIX is a suspension for intravenous infusion. (3)

HEMGENIX is provided in kits containing 10 to 48 single-use vials, each kit constituting a dosage unit based on the patient's body weight. (3)

HEMGENIX has a nominal concentration of 1×10^{13} gc/mL, and each vial contains an extractable volume of not less than 10 mL (3)

CONTRAINDICATIONS

None. (4)

WARNINGS AND PRECAUTIONS

- Infusion reactions: Monitor during administration and for at least 3 hours after end of infusion. If symptoms occur, slow or interrupt administration. Re-start administration at a slower infusion once resolved. (2.3, 5.1)
- Hepatotoxicity: Closely monitor transaminase levels once per week for 3 months after HEMGENIX administration to mitigate the risk of potential hepatotoxicity. Continue to monitor transaminases in all patients who developed liver enzyme elevations until liver enzymes return to baseline. Consider corticosteroid treatment should elevations occur. (5.2)
- Hepatocellular carcinogenicity: For patients with preexisting risk factors (e.g., cirrhosis, advanced hepatic fibrosis, hepatitis B or C, non-alcoholic fatty liver disease (NAFLD), chronic alcohol consumption, non-alcoholic steatohepatitis (NASH), and advanced age), perform regular (e.g., annual) liver ultrasound and alpha-fetoprotein testing following administration. (5.4)
- Monitoring Laboratory tests: Monitor for Factor IX activity and Factor IX inhibitors. (5.5)

ADVERSE REACTIONS

The most common adverse reactions (incidence $\geq 5\%$) were elevated ALT, headache, blood creatine kinase elevations, flu-like symptoms, infusion-related reactions, fatigue, malaise and elevated AST. (6)

To report SUSPECTED ADVERSE REACTIONS, contact CSL Behring at 1-866-915-6958 or FDA at 1-800-FDA-1088 or www.fda.gov/medwatch.

USE IN SPECIFIC POPULATIONS

No dose adjustment is required in geriatric, hepatic, or renal impaired patients. (8.5, 8.6, 8.7)

See 17 for PATIENT COUNSELING INFORMATION

Revised: November 2022R

FULL PRESCRIBING INFORMATION: CONTENTS*

1 INDICATIONS AND USAGE

2 DOSAGE AND ADMINISTRATION

- 2.1 Dose
- 2.2 Preparation
- 2.3 Administration

3 DOSAGE FORMS AND STRENGTHS

4 CONTRAINDICATIONS

5 WARNINGS AND PRECAUTIONS

- 5.1 Infusion Reactions
- 5.2 Hepatotoxicity
- 5.3 Immune-mediated neutralization of the AAV5 vector capsid
- 5.4 Hepatocellular carcinogenicity
- 5.5 Monitoring Laboratory Tests

6 ADVERSE REACTIONS

- 6.1 Clinical Trials Experience

8 USE IN SPECIFIC POPULATIONS

- 8.1 Pregnancy
- 8.2 Lactation
- 8.3 Females and Males of Reproductive Potential
- 8.4 Pediatric Use
- 8.5 Geriatric Use
- 8.6 Hepatic Impairment
- 8.7 Renal Impairment

11 DESCRIPTION

12 CLINICAL PHARMACOLOGY

- 12.1 Mechanism of Action
- 12.2 Pharmacodynamics
- 12.3 Pharmacokinetics
- 12.6 Immunogenicity

13 NONCLINICAL TOXICOLOGY

- 13.1 Carcinogenesis, Mutagenesis, Impairment of Fertility
- 13.2 Animal Toxicology and/or Pharmacology

14 CLINICAL STUDIES

16 HOW SUPPLIED/STORAGE AND HANDLING

- 16.1 How Supplied
- 16.2 Storage and Handling

17 PATIENT COUNSELING INFORMATION

* Sections or subsections omitted from the full prescribing information are not listed.

HEMGENIX®

(etranacogene dezaparvovec-drlb) suspension,
for intravenous infusion

FULL PRESCRIBING INFORMATION

1 INDICATIONS AND USAGE

HEMGENIX is an adeno-associated virus vector-based gene therapy indicated for treatment of adults with Hemophilia B (congenital factor IX deficiency) who:

- Currently use Factor IX prophylaxis therapy, or
- Have current or historical life-threatening hemorrhage, or
- Have repeated, serious spontaneous bleeding episodes.

2 DOSAGE AND ADMINISTRATION

For single-use intravenous infusion only.

For patient selection:

- Perform Factor IX inhibitor titer testing.
In case of a positive test result for human Factor IX inhibitors, perform a re-test within approximately 2 weeks. If both the initial test and re-test results are positive, do not administer HEMGENIX to this patient.
- Perform liver health assessments, including:
 - Enzyme testing [alanine aminotransferase (ALT), aspartate aminotransferase (AST), alkaline phosphatase (ALP) and total bilirubin],
 - Hepatic ultrasound and elastography.

In case of radiological liver abnormalities and/or sustained liver enzyme elevations, consider a consultation with hepatologist to assess eligibility for HEMGENIX [see *Warnings and Precautions* (5.2)].

2.1 Dose

The recommended dose of HEMGENIX is 2×10^{13} genome copies (gc) per kilogram (kg) of body weight (or 2 mL/kg body weight) administered as an intravenous infusion after dilution with 0.9% sodium chloride solution (normal saline) [see *Dosage and Administration* (2.2)].

Calculate the dose as follows:

$$\text{HEMGENIX dose (in mL)} = \text{patient body weight (in kilogram)} \times 2$$

The multiplication factor 2 represents the per kilogram dose (2×10^{13} gc/kg) divided by the amount of genome copies per mL of the HEMGENIX solution (1×10^{13} gc/mL).

Number of HEMGENIX vials needed = HEMGENIX dose (in mL) divided by 10 (round up to next whole number of vials).

The division factor 10 represents the extractable volume of HEMGENIX from each vial (10 mL).

The total volume of the patient's HEMGENIX dose to be diluted may be less than the total volume of vials needed.

Example calculation for 72 kg patient

Patient Weight	HEMGENIX dose (mL) (body weight multiplied by 2)	Number of Vials needed [HEMGENIX dose (mL) divided by 10, then rounded up]
72 kg	144 mL	15

HEMGENIX can be administered only once.

2.2 Preparation

The vials are for single-dose only.

General precautions

- Prepare HEMGENIX using sterile technique under aseptic conditions, proper engineering controls (e.g., biological safety cabinet or isolator) and according to institutional policies.
- Do not expose HEMGENIX to the light of an ultraviolet radiation disinfection lamp.
- Confirm that the patient's identity matches with the patient-specific identifier number on the outer carton.
- Verify the required dose of HEMGENIX based on the patient's body weight.
- Confirm that the carton contains sufficient number of vials to prepare the diluted HEMGENIX patient-specific infusion bag.
- Parenteral drug products should be inspected visually for particulate matter and discoloration prior to administration, whenever solution and container permit.

Required supplies and materials:

Normal saline infusion bag(s)* of 500 mL (1 to 2 bags based on patient's body weight)

Labels** for the infusion bag(s) of 500 mL

IV Infusion line/drip chamber* primed with 0.9% normal saline

Infusion bag connector(s)

20 mL or larger Luer-lock syringes*

20 G Needles* or vial adaptors*

70% isopropyl alcohol

Sharps disposal container

The following Table shows the supplies and materials compatible with HEMGENIX:

Component*	Material of Construction
Normal saline infusion bag (0.9% normal saline)	PE/PP copolymer (PVC-free) (Stability after dilution was established using PE/PP copolymer, PVC-free infusion bags with 0.9% normal saline.)
20 G Needle	Stainless Steel
Vial adapter	PP, Silicone; PP, stainless; MABS, acrylic silicone; ABS
Luer-lock syringe	PP, Silicone
IV Infusion line/drip chamber	PVC/TOTM, PP/styrene-ethylene-butylene-styrene

MABS = Methyl methacrylate acrylonitrile butadiene styrene; PE = Polyethylene; PP = Polypropylene; PVC = Polyvinyl chloride; TOTM = Trioctyltrimellitate, Acrylonitrile butadiene styrene (ABS)

**Information to be included on the infusion bag label:

- Product name: Diluted Hemgenix
- Patient identifier
- Expiration date/time (24 h from the vial removal from refrigerator)
- Storage condition: Room Temperature [15-25 °C (59-77 °F)] protected from light.
- Contains genetically modified organisms
- Number of infusion bag: 1 of 2 bags / 2 of 2 bags

Preparation of 0.9% normal saline infusion bags

1. Prior to dilution, spike the infusion bag(s) of 0.9% normal saline solution with applicable connector.
2. Connect a luer-lock syringe at the mixing adapter site of the applicable connector.
3. Withdraw the volume equal to the calculated HEMGENIX dose (in mL) from the 500 mL infusion bag(s) of 0.9% normal saline solution. The volume to be withdrawn and number of infusion bag(s) needed will vary based on the patient body weight:

Patient body weight	Number of 500 mL 0.9% normal saline infusion bag(s) required	Volume of saline solution to withdraw
Less than 120 kg body weight	One	Equal to the total HEMGENIX dose (in mL) from one bag
Equal to or more than 120 kg body weight	Two	Equal to the total HEMGENIX dose (in mL). Remove half of the dose equivalent volume from each of the two bags.

HEMGENIX injection to the 0.9% normal saline infusion bags

- Dilute HEMGENIX with 0.9% normal saline solution only prior to administration.
4. Prior to dilution, inspect each of the HEMGENIX single-dose vials.
 - If particulates, cloudiness, or discoloration is visible, DO NOT use the vial(s).
 5. Gently swirl the vials 3 times (about 10 seconds) to homogenize the HEMGENIX suspension.
 - To avoid foaming, DO NOT shake the HEMGENIX vial(s).
 6. Remove the plastic flip-off cap from the vials and disinfect the rubber stopper with a sterilizing agent (for example sterile 70% isopropyl alcohol).
 7. Withdraw HEMGENIX from each vial using a 20 G needle/vial adapter and syringe.
 - Use recommended 20 mL luer-lock or larger syringe that is suitable for volume measuring and a needle.
 - DO NOT use filter needles during preparation of HEMGENIX.
 - Use a new needle/vial adapter and syringe for each HEMGENIX vial.
 - Dispose of the needle and syringe in an appropriate container.
 8. Slowly add the required HEMGENIX dose from the syringe(s) directly to the 0.9% normal saline solution in the infusion bag(s) (from step #3) to bring the total volume in each infusion bag back to 500 mL.
 - DO NOT add HEMGENIX into the airspace of the bag to avoid foaming throughout this process.
 9. Repeat steps 7 and 8 with additional needles/vial adaptors and syringes to inject the total calculated HEMGENIX volume to the infusion bag(s) required for the patient dose.
 10. Gently invert the infusion bag(s) at least 3 times (about 10 seconds) to mix the solution and ensure even distribution of the diluted product.
 - To avoid foaming, DO NOT shake the diluted HEMGENIX infusion bag(s).
 11. Label the infusion bag(s).
 12. Connect the infusion bag(s) to an infusion tube pre-filled with sterile 0.9% normal saline solution to reduce the risk of spillage and/or aerosol formation.
 13. Transport the diluted HEMGENIX infusion bag(s) in the transport container/bag protected from light to the administration site, avoiding any shaking or excessive agitation.

2.3 Administration

Required supplies and materials for administration:

Winged intravenous needle or catheter set*

Infusion pump

0.2 µm in-line filter*

Antiseptic skin preps

70% isopropyl alcohol wipes

Gauze and tape, or transparent dressing

Sharps disposal container

Virucidal agent to treat spill/spill kit

The following Table shows the supplies and materials compatible for infusion of HEMGENIX:

Component*	Material of Construction
Winged IV needle or catheter set	PVC/TOTM, MABS
0.2 mcm in-line filter	PES
Catheter	PVC/DEHT, Stainless steel

DEHP = Di(2-ethylhexyl)phthalate; DEHT = Di(2-ethylhexyl)terephthalate; MABS = Methyl methacrylate acrylonitrile butadiene styrene; PES = Polyether sulfone; PVC = Polyvinyl chloride

Administer HEMGENIX as a single-dose intravenous infusion through a peripheral venous catheter:

1. Visually inspect diluted HEMGENIX prior to administration. The diluted HEMGENIX should be clear and colorless.
 - DO NOT use if particulates, cloudiness, or discoloration are visible.
 - Use the diluted HEMGENIX within 24 hours after the dose preparation [see *How supplied/Storage and Handling* (16.2)].
2. Use an integrated (in-line) 0.2 mcm filter made out of PES.
3. Subsequently, connect the pre-filled IV infusion line/drip chamber to the main intravenous line which has been primed with sterile 0.9% normal saline solution prior to use.
4. Infuse diluted HEMGENIX at a constant infusion rate of 500 mL/hour (8 mL/min).
 - DO NOT administer HEMGENIX as an intravenous push or bolus.
 - DO NOT infuse the diluted HEMGENIX solution in the same intravenous line with any other products.
 - DO NOT use a central line or port.

In the event of an infusion reaction during administration [see *Warnings and Precautions* (5.1)]:

- The rate of infusion may be reduced or stopped, to manage the infusion reaction. If the infusion is stopped, restart at a slower rate when the infusion reaction is resolved.
- If the infusion rate needs to be reduced, or stopped and restarted, HEMGENIX should be infused within 24 hours after the dose preparation [see *How supplied/Storage and handling* (16.2)].
- 5. After the entire content of the bag(s) is infused, flush the IV infusion line/drip chamber at the same infusion rate with 0.9% normal saline solution to ensure all HEMGENIX is delivered.
 - Treat spills of HEMGENIX with a virucidal agent with proven activity against non-enveloped viruses.
 - Dispose of unused product and disposable materials that may have come in contact with HEMGENIX in accordance with local biosafety guidelines applicable for handling and disposal of the pharmaceutical waste.

Monitoring Post-Administration

Conduct the following tests after HEMGENIX administration [see *Warnings and Precautions* (5.2, 5.3, 5.4)]:

- Perform regular liver enzyme testing to monitor for liver enzyme elevations which may indicate immune-mediated hepatotoxicity:
 - o Monitor ALT and AST (transaminase) levels by testing weekly for 3 months following administration of HEMGENIX. Continue to monitor transaminases in all patients who developed liver enzyme elevations until liver enzymes return to baseline.
 - o In the event of ALT increase to above normal limits or to twice the patient's baseline in the first 3 months post-dose, consider implementing a course of corticosteroids. For patients with clinically relevant ALT increases who need corticosteroid treatment, administer the recommended starting dose of 60 mg/day of oral prednisolone or prednisone, with a subsequent taper in response to normalization of the ALT levels (see Table 1):

Table 1. Prednisolone Treatment Applied in Clinical Studies With HEMGENIX:

Timeline	*Prednisolone Oral Dose (mg/day)
Week 1	60
Week 2	40
Week 3	30
Week 4	30
Maintenance dose until ALT level returns to baseline level	20
Taper dose after ALT baseline level has been reached	Reduce daily dose by 5 mg/week

*Medications equivalent to prednisolone may also be used. A combined immunosuppressant regimen or the use of other products can be considered in case of prednisolone treatment failure or contraindication.

In the clinical studies, the mean duration of corticosteroid use for elevated transaminases was 81.4 days [Standard Deviation (SD) 28.6] and ranged from 51 to 130 days [see *Warnings and Precautions* (5.2)].

- Monitor Factor IX activity (e.g., weekly for 3 months).
 - o Monitor patients regularly for their Factor IX activity, in particular when exogenous Factor IX is administered. It may take several weeks before improved hemostatic control becomes apparent after HEMGENIX infusion; therefore, continued hemostatic support with exogenous human Factor IX may be needed during the first weeks after HEMGENIX infusion [see *Clinical Pharmacology* (12.3)].
 - o The use of different assays may impact the test results; therefore, use the same assay and reagents to monitor patients over time, if feasible [see *Monitoring Laboratory Tests* (5.5)].
 - o Use of exogenous Factor IX concentrates before and after HEMGENIX administration may impede assessment of endogenous, HEMGENIX-derived Factor IX activity.

- Perform regular alpha-fetoprotein (AFP) level testing and abdominal ultrasound (e.g., annually) in patients with preexisting risk factors for hepatocellular carcinoma (e.g., in patients with cirrhosis, advanced hepatic fibrosis, hepatitis B or C, non-alcoholic fatty liver disease (NAFLD), chronic alcohol consumption, non-alcoholic steatohepatitis (NASH), and advanced age).
- Monitor patients for human Factor IX inhibitors. Post-dose inhibitor testing should be performed if bleeding is not controlled, or plasma Factor IX activity levels decrease [see *Warnings and Precautions* (5.5)].

3 DOSAGE FORMS AND STRENGTHS

HEMGENIX is a clear and colorless suspension for intravenous infusion.

HEMGENIX is provided in a kit containing 10 to 48 vials. Each kit constitutes a dosage unit based on the patient's body weight.

HEMGENIX has a nominal concentration of 1×10^{13} gc/mL, and each vial contains an extractable volume of not less than 10 mL.

4 CONTRAINDICATIONS

None.

5 WARNINGS AND PRECAUTIONS

5.1 Infusion Reactions

Infusion reactions, including hypersensitivity reactions and anaphylaxis, may occur. Symptoms may include chest tightness, headaches, abdominal pain, lightheadedness, flu-like symptoms, shivering, flushing, rash, and hypertension. Closely monitor patients for signs or symptoms of an infusion reaction throughout the infusion period and for at least 3 hours after end of infusion. Do not infuse the product faster than 500 mL/hour [see *Adverse Reactions* (6)].

In the event of an infusion reaction during administration, the infusion may be slowed or stopped. If the infusion is stopped, restart at a slower rate when the infusion reaction has resolved. Consider treatment with a corticosteroid or antihistamine for management of an infusion reaction [see *Dosage and Administration* (2.1)].

5.2 Hepatotoxicity

Intravenous administration of a liver-directed AAV vector could potentially lead to liver transaminase elevations (transaminitis). Transaminitis, particularly when observed in the first 3 months after HEMGENIX administration, is presumed to occur due to immune-mediated injury of transduced hepatocytes and may reduce the therapeutic efficacy of the AAV-vector based gene therapy.

In clinical studies with HEMGENIX, most subjects had asymptomatic, and predominantly mild elevations in transaminases. Elevated ALT levels occurred most often in the first 4 months after HEMGENIX administration. There were some subjects who had a late onset of elevated ALT levels between Months 6-24 (range = 42 IU/L-193 IU/L); however, all of these ALT values were <2x ULN with the exception of one subject. Three additional subjects had AST elevations with onset and resolution between Months 6 and 12 (range = 41 IU/L – 96 IU/L).

In one subject, an ALT elevation >5x ULN occurred 24 days after HEMGENIX administration and resolved by 51 days post-HEMGENIX administration. There was one subject who had an AST elevation > 5x ULN that occurred 11 months post-HEMGENIX administration and resolved to <2x ULN eight days later.

The majority of the elevated ALT values returned to baseline, however 9 subjects' ALT values never resolved to normal (range at 2-year follow up = 48 IU/L – 193 IU/L) [see *Adverse Reactions* (6)].

Closely monitor transaminase levels once per week for 3 months after HEMGENIX administration to mitigate the risk of potential hepatotoxicity. Continue to monitor transaminases in all patients who developed liver enzyme elevations until liver enzymes return to baseline [see *Dosage and Administration* (2.3)].

In case of increased ALT levels above the upper limit of normal or double baseline levels, consider implementing a course of corticosteroid, along with human Factor IX activity monitoring [see *Dosage and Administration* (2.3)].

5.3 Immune-mediated neutralization of the AAV5 vector capsid

In AAV-vector based gene therapies, preexisting neutralizing anti-AAV antibodies may impede transgene expression at desired therapeutic levels. Following treatment with HEMGENIX all subjects developed neutralizing anti-AAV antibodies. Currently, there is no validated neutralizing anti-AAV5 antibody assay.

In the clinical studies with HEMGENIX, an unvalidated clinical trial assay was utilized to assess preexisting neutralizing anti-AAV5 antibodies. The subject sub-group with detectable preexisting neutralizing anti-AAV5 antibodies up to titers of 1:678 showed mean Factor IX activity that was numerically lower compared to that subject sub-group without detectable preexisting neutralizing anti-AAV5 antibodies. Subjects, with and without preexisting neutralizing anti-AAV5 antibodies, demonstrated hemostatic protection. In one subject with a preexisting neutralizing anti-AAV5 antibody titer of 1:3212, no human Factor IX expression was observed, and restart of the exogenous Factor IX prophylaxis was needed for bleeding events. [see *Clinical Studies* (14)].

Anti-AAV5 Antibody Study

Patients who intend to receive treatment with HEMGENIX are encouraged to enroll in a study to measure pre-existing anti-AAV5 neutralizing antibodies by calling CSL Behring at 1-800-504-5434. The study evaluates the effect of pre-existing anti-AAV5 neutralizing antibodies on the risk of bleeding.

5.4 Hepatocellular carcinogenicity

The integration of liver-targeting AAV vector DNA into the genome may carry the theoretical risk of hepatocellular carcinoma development.

HEMGENIX is composed of a non-replicating AAV5 vector whose DNA persists largely in

episomal form. Random integration of HEMGENIX vector DNA to the human DNA at low frequency is possible. No HEMGENIX-associated clonal expansion or carcinogenicity was observed in clinical studies [see *Clinical Studies* (14)]. One subject with preexisting risk factors for developing hepatic cancer developed a hepatocellular carcinoma, which was assessed as not likely related to HEMGENIX treatment based on vector integration site analyses and whole genome sequencing.

Patients with preexisting risk factors for hepatocellular carcinoma (e.g., patients with cirrhosis, advanced hepatic fibrosis, hepatitis C or B, non-alcoholic fatty liver disease (NAFLD), chronic alcohol consumption, non-alcoholic steatohepatitis (NASH), and advanced age) should receive abdominal ultrasound screenings and be monitored regularly (e.g., annually) for alpha-fetoprotein (AFP) elevations in the 5 years following administration [see *Dosage and Administration* (2.3)].

5.5 Monitoring Laboratory Tests

After HEMGENIX administration, regularly monitor patient’s Factor IX activity levels. When using an in vitro activated partial thromboplastin time (aPTT)-based one-stage clotting assay (OSA) for determining Factor IX activity, plasma Factor IX activity results can be affected by both the type of aPTT reagent and the reference standard used in the assay. This is important to consider particularly when changing the laboratory and/or reagents used in the assay. Therefore, the same assay and reagents are recommended to be used to monitor Factor IX activity over time.

The results of Factor IX activity tests are lower if measured with chromogenic substrate assay (CSA) compared to OSA.

In the clinical efficacy study with HEMGENIX, the post-dose Factor IX activity measured with CSA returned lower values with the mean CSA to OSA Factor IX activity ratio ranging from 0.41 to 0.55.

Monitor patients through appropriate clinical observations and laboratory tests for the development of inhibitors to Factor IX after HEMGENIX administration. Perform an assay that detects Factor IX inhibitors if bleeding is not controlled, or plasma Factor IX activity levels decrease.

6 ADVERSE REACTIONS

The most common adverse reactions (incidence ≥5%) reported in clinical studies were ALT elevations, headache, blood creatine kinase elevations, flu-like symptoms, infusion-related reactions, fatigue, malaise, and AST elevations.

The following adverse reactions are discussed in greater detail in other sections of the label:

- Infusion related reactions [see *Warnings and Precautions* (5.1)].
- Hepatotoxicity [see *Warnings and Precautions* (5.2)].
- Immune-mediated neutralization of the AAV5 vector capsid [see *Warnings and Precautions* (5.3)].

6.1 Clinical Trials Experience

Because clinical trials are conducted under widely varying conditions, adverse reaction rates observed in the clinical trials of a drug cannot be directly compared to rates in the clinical trials of another drug and may not reflect the rates observed in clinical practice.

The safety of HEMGENIX was evaluated in two clinical studies (the first study enrolled 3 subjects and the second study 54 subjects). Both studies enrolled adult male subjects with moderately severe or severe Hemophilia B (N = 57), who received a single intravenous dose of 2 × 10¹³ gc/kg body weight of HEMGENIX. All subjects entered a follow-up period of 5 years.

No serious adverse reactions were reported [see *Clinical Studies* (14)]. The most common adverse reactions observed in ≥5% of subjects post-dose are listed in Table 2:

Table 2. Adverse Reactions (Incidence ≥5%) Following Treatment with HEMGENIX

Adverse Reactions ≥5%	Subjects (%) (N = 57)
Alanine aminotransferase increased	24 (42%)
Headache	10 (18%)
Blood creatine kinase increased	24 (42%)
Flu-like symptoms	8 (14%)
Infusion-related reactions* (see below)	19* (33%)
Hypersensitivity	2** (4%)
Fatigue	7 (12%)
Aspartate aminotransferase increased	24 (42%)
Nausea	4 (7%)
Malaise	7 (12%)

*Infusion-related reaction: In 7 subjects symptoms occurred during infusion, in 12 subjects after infusion. Symptoms occurring in ≥ 5% of subjects were: Dizziness, Flu-like symptoms and Headache. Symptoms occurring in < 5% of subjects were: Abdominal pain, Abdominal discomfort, Chest discomfort, Chills, Eye pruritus, Fever (Pyrexia), Flushing, Hives (Urticaria), Infusion site reaction, and Tachycardia. Eleven subjects recovered on the day or day one after infusion. Eight subjects recovered within 8 days after infusion.

**1 of 2 hypersensitivity reactions - 12 minutes after initiation of administration of HEMGENIX, the patient experienced high blood pressure, red eyes, feeling warm, dizziness, coughing, dyspnea, elevated heart rate, shivering, and leg cramps. Infusion was stopped and not restarted. Only 10% of the HEMGENIX dose was administered. The patient recovered on the same day after treatment with intravenous diphenhydramine and intramuscular epinephrine.

2 of 2 hypersensitivity reactions - 10 minutes after initiation of administration of HEMGENIX, the patient experienced itching, tightness of throat, and swelling of the right side of the neck. The HEMGENIX dose was not interrupted and administered in full. All symptoms resolved on the same day without treatment.

Infusion-related reactions were observed in 19 subjects. Infusions were temporarily interrupted in 3 subjects and resumed at a slower infusion rate after treatment with antihistamines and/or corticosteroids. In one subject, infusion was stopped and not resumed (see footnote of Table 2).

There were 24 subjects who had elevated ALT values from Day 8 to 731 post-administration. Five subjects had ALT elevations >2-3x ULN (range = 89 IU/L – 130 IU/L), one subject had an ALT elevation > 3-5x ULN (193 IU/L) and one subject had an ALT elevation > 5x

ULN (275 IU/L). The subject who had the ALT elevation >5x ULN occurred 3 weeks after HEMGENIX administration.

Five subjects had AST elevations > 2-3x ULN (range = 71 IU/L – 118 IU/L), three subjects had AST elevations > 3-5x ULN (range = 127 IU/L – 163 IU/L) and one subject had an AST elevation > 5x ULN (327 IU/L). The subject who had the AST elevation > 5x ULN occurred 11 months post-HEMGENIX administration.

Seventeen subjects had elevations in ALT levels within the first 4 months after HEMGENIX infusion (range = 41 IU/L – 275 IU/L), eleven of these subjects’ ALT levels resolved within 4 months post-infusion (range = 41 IU/L – 275 IU/L) and five of these subjects’ ALT levels never normalized as of last follow-up (range of values at 2-year follow-up = 48 IU/L – 110 IU/L). Seven additional subjects had ALT elevations with onset between Months 6 to 24 (range = 42 IU/L-193 IU/L), five of these subjects had additional risk factors for having elevated transaminase levels including Hepatitis C and Human Immunodeficiency Virus (HIV). ALT levels never normalized as of last follow-up (range of values at 2-year follow-up = (59 IU/L- 193 IU/L) in three of the subjects with ALT elevations with onset between Months 6 to 24.

Nineteen subjects had elevations in AST levels within 3 months after HEMGENIX infusion (range = 32 IU/L- 163 IU/L). Nine of these subjects’ AST elevations resolved within 4 months post-infusion (range = 35 IU/L – 163 IU/L), three resolved within 7 to 13 months post-infusion (range = 35 IU/L – 62 IU/L), and seven of these subjects’ AST levels never normalized as of last follow-up (range of values at 2-year follow-up = 36 IU/L – 327 IU/L). The remaining 5 subjects with AST elevation had onset of between 6 months and 2 years post-infusion (range = 36 IU/L – 127 IU/L), and AST levels had not normalized as of the last follow-up for one subject (AST at 2-year follow-up = 127 IU/L) who had additional risk factors for having elevated transaminase levels.

Nine subjects with ALT elevations received a tapered course of corticosteroids. The mean duration of corticosteroid treatment for the elevated ALT was 81.4 days. Nineteen of the 24 subjects with ALT elevations also had a related AST elevation. Twenty-one subjects had elevated transaminase levels and were not treated with corticosteroids. [see *Clinical Studies* (14)].

8 USE IN SPECIFIC POPULATIONS

8.1 Pregnancy

Risk Summary

HEMGENIX is not intended for administration in women. No adverse effects on mating rate and fertility indices or fetal weights were observed in healthy naive female mice mated with healthy male mice that were intravenously administered a predecessor of HEMGENIX product 6 days prior to mating. Vector DNA was not detected in the uterus, placenta, or fetus.

In the United States general population, the estimated background risk of major birth defects and miscarriage in clinically recognized pregnancies is 2 to 4% and 15 to 20%, respectively.

8.2 Lactation

Risk Summary

HEMGENIX is not intended for administration in women.

8.3 Females and Males of Reproductive Potential

Risk Summary

No clinical studies have been performed to evaluate the effects of HEMGENIX on fertility in humans. Twenty days after intravenous administration of a predecessor of HEMGENIX product in healthy male mice, vector DNA was detected in all reproductive tissues examined (epididymis, seminal vesicles, testes, and sperm). However, no differences were observed in mating rates and fertility indices in healthy naive female mice following mating with the dosed males.

8.4 Pediatric Use

The safety and efficacy of HEMGENIX in pediatric patients have not been established.

8.5 Geriatric Use

The clinical studies included a total of 6 geriatric subjects with Hemophilia B, aged 68 to 75 years at time of enrollment. No meaningful differences in the safety and efficacy profile were observed in these subjects compared to subjects aged 18 to 65 years, and no dose adjustment was made [see *Clinical Studies* (14)].

8.6 Hepatic Impairment

Limited clinical data in subjects with liver impairment indicate numerically lower FIX activity as compared to subjects without hepatic impairment [see *Clinical Pharmacology* (12.3)]. In the clinical studies, no dose adjustment was made in subjects with hepatic pathologies. The safety and efficacy in subjects with advanced hepatic impairment, including cirrhosis, advanced liver fibrosis, or uncontrolled Hepatitis B and C, have not been studied.

8.7 Renal Impairment

Limited clinical data are available in subjects with mild and moderate renal impairment [see *Clinical Pharmacology* (12.3)]. In the clinical studies, no dose adjustment was made in these subjects. The safety and efficacy in subjects with severe renal impairment and end-stage renal disease have not been studied.

11 DESCRIPTION

HEMGENIX (etranacogene dezaparvovec-drlb) is an adeno-associated viral vector-based gene therapy for intravenous infusion after dilution. HEMGENIX is a non-replicating recombinant AAV5 containing a codon-optimized DNA sequence of the gain-of-function Padua variant of human Factor IX (variant R338L), under control of a liver-specific promoter 1 (LP1).

HEMGENIX has a nominal concentration of 1 x 10¹³ gc/mL. Each vial contains an extractable

volume of no less than 10 mL of HEMGENIX and the following excipients: sucrose (50 mg/mL), polysorbate-20 (0.22 mg/mL), potassium chloride (0.2 mg/mL), potassium phosphate (0.2 mg/mL), sodium chloride (8 mg/mL), and sodium phosphate (1.2 mg/mL). HEMGENIX is sterile, clear and colorless suspension, and contains no preservative. After dilution, HEMGENIX should be clear and colorless suspension.

12 CLINICAL PHARMACOLOGY

12.1 Mechanism of Action

HEMGENIX is an adeno-associated virus serotype 5 (AAV5) based gene therapy designed to deliver a copy of a gene encoding the Padua variant of human coagulation Factor IX (hFIX-Padua). Single intravenous infusion of HEMGENIX results in cell transduction and increase in circulating Factor IX activity in patients with Hemophilia B.

12.2 Pharmacodynamics

Factor IX activity

The mean Factor IX activity levels over time, as measured by one-stage [activated Partial Thromboplastin Time (aPTT)-based] assay are summarized in Table 3. Subjects achieved a mean (± SD) uncontaminated (i.e., excluding measurements within five half-lives of Factor IX replacement therapy) Factor IX activity levels of 39% (± 18.7), 41.5% (± 21.7), 36.9% (± 21.4) and 36.7 (± 19.0) of normal, respectively, at 6, 12, 18 and 24 months. The time to onset of Factor IX protein expression post-dose was detectable by first uncontaminated measurement at Week 3 in the clinical efficacy study (N = 54) [see Clinical Studies (14)].

Table 3: Summary of Uncontaminated Factor IX Activity Over Time Following Administration of 2 x 10¹³ gc/kg of HEMGENIX [FAS; One-Stage (aPTT-Based) Assay]

	Factor IX Activity in % (One-stage)		
	Subject Number (*n)	Median (Min, Max)	Mean (SD)
Week 3	43	23.7 (4.9, 56.7)	26.8 (12.7)
Month 3	51	33.8 (7.6, 91.0)	36.8 (18.2)
Month 6	51	37.3 (8.2, 97.1)	39.0 (18.7)
Month 12	50	39.9 (5.9, 113.0)	41.5 (21.7)
Month 18	50	33.6 (4.5, 122.9)	36.9 (21.4)
Month 24	50	33.9 (4.7, 99.2)	36.7 (19.0)

Abbreviations: SD = Standard Deviation; FAS = Full Analysis Set including all 54 subjects dosed; Min = Minimum; Max = Maximum. Uncontaminated Factor IX activity values exclude measurements within five half-lives of Factor IX replacement therapy. *Contaminated and missing values are not shown here. Specifically, the number of subjects excluded for contamination with Factor IX replacement therapy at Week 3, Month 3, Month 6, Month 12, Month 18, and Month 24, were 10, 3, 3, 3, 2, respectively

Pharmacodynamics in specific populations

Age

Limited data (N = 7) from 60 -75 years subgroup showed that the mean Factor IX activity levels were approximately up to 2-fold higher in this subgroup compared to 18 to < 40 years age subgroup (N = 31), but comparable to 40 to <60 years age subgroup (N = 15).

Hepatic Impairment

In the clinical efficacy study, subjects with varying degree of baseline liver pathology, specifically the degree of hepatic steatosis with the Controlled Attenuation Parameter (CAP) score of ≥S2 (≥260 decibels/m; range: 262 to 400; n = 12) versus <S2 (<260 decibels/m; range: 100 to 259; n = 28); and missing score (n = 14) were compared [see Clinical Studies (14)]. The mean (± SD) uncontaminated Factor IX activity for <S2 versus ≥S2 subgroups at Months 6, 12, 18, and 24 post dose were 40.8 (±20.1) versus 34.5 (±13.7), 46.4 (±24.1) versus 32.6 (±18.6), 41.6 (±25.7) versus 29.2 (±13.7), and 40.2 (±19.8) versus 28.4 (±13.1), respectively.

Subjects with advanced liver impairment and advanced fibrosis (elastography of e.g., ≥9 kPa, or suggestive of or equal to METAVIR Stage 3 disease), were not studied.

Renal Impairment

In the clinical efficacy study, subjects with mild renal impairment (creatinine clearance (CLcr) = 60 to 89 mL/min defined by Cockcroft-Gault equation, n = 7) had about 37% higher Factor IX activity relative to those with normal renal function (CLcr ≥90 mL/min; n = 45) following HEMGENIX administration. One subject with moderate renal impairment (CLcr = 30 to 59 mL/min) had similar Factor IX activity as subjects with normal renal function. HEMGENIX was not studied in subjects with severe renal impairment (CLcr = 15 to 29 mL/min) or end-stage renal disease (CLcr< 15 mL/min).

12.3 Pharmacokinetics

Vector Biodistribution (within the body) and Vector Shedding (excretion/secretion)

Nonclinical data

Biodistribution of HEMGENIX was evaluated after intravenous administration in healthy male mice and non-human primates (NHPs). The highest levels of vector DNA were detected in the liver and adrenal glands in both species. Vector DNA was also detected in all reproductive tissues examined (epididymis, seminal vesicles, and testes). In a mating study evaluating a predecessor of HEMGENIX, transmission of vector DNA to naïve female mice following mating with dosed males was not observed [see Nonclinical Toxicology (13.2)].

Clinical data

Following administration of the predecessor of HEMGENIX at doses of 5 x 10¹² (N = 5) and 2 x 10¹³ gc/kg (N = 5) in a clinical study, the pharmacokinetics of vector DNA in blood and viral shedding in saliva, nasal secretions, semen, urine, and feces were characterized. Clearance of vector DNA as confirmed by 3 subsequent measurements below limit of detection (LOD), was achieved in all subjects at both dose levels from all the matrices except for semen, where clearance was achieved in 9/10 subjects. One subject was unable to produce semen due to a historical medical condition and, therefore, shedding from

semen could not be assessed. The maximum time to clearance of vector DNA was 22 weeks for urine, 26 weeks for saliva and nasal secretions, 40 weeks for feces, 52 weeks for semen, and 159 weeks for blood.

Subsequently, the pharmacokinetics of vector DNA in blood, and viral shedding in semen following HEMGENIX administration was characterized in 2 clinical studies.

In an initial clinical study (N = 3), clearance of vector DNA from semen and blood (i.e., confirmed with 3 subsequent measurements below LOD of vector DNA) was achieved in 2/3 subjects, and in all subjects, respectively, after 3 years post-administration. One subject did not return the required number of semen samples to assess the shedding status as per the definition of 3 subsequent measurements below LOD of vector DNA.

In the clinical efficacy study (N = 54), a total of 56% (30/54) of subjects achieved absence of vector DNA from blood and 69% (37/54) from semen by Month 24. Several subjects did not return the required number of blood and semen samples to assess the shedding status as per the definition of 3 subsequent measurements below LOD of vector DNA. Considering results obtained from 2 available consecutive samples below LOD, a total of 40/54 (74%) and 47/54 (87%) subjects were identified to have reached absence of vector DNA from blood and semen, respectively, at 24 months post-administration.

12.6 Immunogenicity

In clinical studies sustained humoral immune response to infused AAV5 capsid was observed in all subjects following treatment with HEMGENIX. The neutralizing anti-AAV5 antibody levels raised above the upper limit of quantification by week 3 post-administration and remained elevated, as measured at month 24 post-dose. Re-administration of HEMGENIX in the presence of high anti-AAV5 antibody titer has not been evaluated. Currently, there is no validated neutralizing anti-AAV5 antibody assay.

13 NONCLINICAL TOXICOLOGY

Nonclinical studies were initiated with a predecessor of HEMGENIX product, rAAV5 expressing the wild type human coagulation factor IX (rAAV5-hFIX). HEMGENIX was developed by introducing a 2-nucleotide change in the transgene for hFIX, generating the naturally occurring Padua variant of Factor IX (rAAV5-hFIX-Padua).

13.1 Carcinogenesis, Mutagenesis, Impairment of Fertility

No traditional nonclinical carcinogenicity or mutagenicity studies were conducted with HEMGENIX; such studies were not indicated. No adverse effects were observed in mating rates and fertility indices in healthy naïve female mice following mating with males that were administered the predecessor of HEMGENIX [see Use in specific populations (8.3)]. To evaluate vector integration, host genomic DNA was isolated from liver tissue obtained from healthy mice and NHPs following intravenous administration of the predecessor of HEMGENIX. For both species, the identified rAAV5-hFIX vector DNA sequences represented episomal forms that were not integrated into the host DNA. A low level of integrated rAAV5-hFIX DNA was distributed throughout the host genome with no predilection to specific integration sites, including in genes associated with malignant transformation in humans.

13.2 Animal Toxicology and/or Pharmacology

A pharmacology study was conducted in a murine model of Hemophilia B (B6.129P2-F9^{tm1Dms}). Intravenous administration of the predecessor of HEMGENIX at dose levels ranging from 5x10¹¹ to 2.3x10¹⁴ gc/kg, resulted in dose-dependent increases in plasma hFIX protein levels, plasma hFIX clotting activity, and vector transduction in the liver at 4 weeks post-dose.

Intravenous administration of HEMGENIX resulted in a no-observed-adverse-effect-level of 5 x 10¹³ gc/kg (the maximum dose level administered) in healthy mice and 9 x 10¹³ gc/kg in NHPs. Vector biodistribution to the liver and hFIX protein levels in the plasma occurred in a dose-dependent manner in both species. Anti-hFIX antibodies developed in 5 out of 12 NHPs administered HEMGENIX, which correlated with a decline in circulating hFIX protein levels beginning at 13 weeks post-dose.

One out of 10 healthy mice administered 5 x 10¹³ gc/kg of HEMGENIX or the predecessor of HEMGENIX developed pulmonary thrombi at 13 weeks post-dose. This dose level is 2.5-fold higher than the recommended dose level for HEMGENIX. Compared to concurrent controls, prolonged prothrombin time, decreased activated partial thromboplastin time and decreased heart rates were observed in NHPs administered 9 x 10¹³ gc/kg of HEMGENIX during the 26-week study. This dose level is 4.5-fold higher than the recommended dose level for HEMGENIX.

14 CLINICAL STUDIES

The efficacy of HEMGENIX was evaluated in a prospective, open-label, single-dose, single-arm, multi-national study (N = 54). The study enrolled adult male subjects aged 19 to 75 years, with severe or moderately severe Hemophilia B, who received a single intravenous dose of 2 x 10¹³ gc/kg body weight of HEMGENIX and entered a follow-up period of 5 years. The study is on-going.

The 54 subjects prospectively completed a lead-in period of at least six months with the intent to receive standard of care routine Factor IX prophylaxis. These 54 subjects then received the indicated single intravenous dose of HEMGENIX. Subjects were then followed up monthly until Month 12, and then at 6-month intervals until Year 5. For the efficacy evaluation, data up to 18 months post-treatment were used. Of the 54 subjects, 53 subjects completed at least 18 months of follow-up in the ongoing study. One subject with numerous cardiovascular and urologic risk factors, aged 75 years at screening, died of urosepsis and cardiogenic shock at Month 15 post-dose (at age 77 years) unrelated to treatment. Another subject received around 10% of the intended dose of HEMGENIX due to an infusion-related hypersensitivity reaction.

The main efficacy outcome was a non-inferiority test of annualized bleeding rate (ABR) during Months 7 to 18 after HEMGENIX treatment compared with ABR during the lead-

in period. All bleeding episodes, regardless of investigator assessment, were counted. Subjects were allowed to continue prophylaxis during Months 0 to 6. The estimated mean ABR during Months 7 to 18 after HEMGENIX treatment was 1.9 bleeds/year with a 95% confidence interval (CI) of (1.0, 3.4), compared with an estimated mean ABR of 4.1 [95% CI: 3.2, 5.4] during the lead-in period. The ABR ratio (Months 7 to 18 post-treatment / lead-in) was 0.46 [95% CI: 0.26, 0.81], demonstrating non-inferiority of ABR during Months 7 to 18 compared to the lead-in period.

Two subjects were not able to stop routine prophylaxis after HEMGENIX treatment. During Months 7 to 18, an additional subject received prophylaxis from Days 396-534 [approximately 20 weeks].

Table 4. Total Bleeding Events and ABRs (Full Analysis Set: N=54)

	Lead-in Period ^a	Months 7 to 18 ^b after HEMGENIX treatment
All Bleeds	136	96 ^c
Follow-up time (Person-Year)	33	52
Mean Adjusted ABR (95% CI) ^d	4.1 (3.2, 5.4)	1.9 (1.0, 3.4)
Subjects with Bleeds	40 (74%)	20 (37%)
Subjects with Zero Bleeds	14 (26%)	34 (63%)
Observed Spontaneous Bleed Count (Proportion of total bleeds) ^e	50 (37%)	14 (26%)
Observed Joint Bleed Count (Proportion of total bleeds) ^e	77 (57%)	19 (35%)

Abbreviations: ABR = Annualized Bleeding Rate; CI = Confidence Interval

^a During the observational lead-in period subjects used their individualized approach to Factor IX prophylaxis derived prior to enrollment in the study, rather than a standardized approach to Factor IX prophylaxis. Not all subjects complied with their prescribed prophylaxis regimen during the lead-in period.

^b Efficacy evaluation started from Month 7 after HEMGENIX treatment, to allow Factor IX expression to reach a steady state.

^c An ABR of 20 was imputed for the period when three subjects were on continuous prophylaxis.

^d Non-inferiority comparison and mean ABR estimates were based on a repeated measures generalized estimating equations negative binomial regression model.

^e For spontaneous and joint bleed counts, no imputation was done for the three subjects receiving continuous prophylaxis during Months 7 to 18.

After a single-dose of HEMGENIX, increases in Factor IX activity were observed [see *Pharmacokinetics* (12.3)].

16 HOW SUPPLIED/STORAGE AND HANDLING

16.1 How Supplied

HEMGENIX is supplied as sterile, preservative-free, clear, and colorless suspension. HEMGENIX has a nominal concentration of 1 × 10¹³ gc/mL.

HEMGENIX is provided as a customized kit to meet dosing requirements for each patient [see *Dosage and Administration* (2.1)], with each kit containing 10 (ten) to 48 (forty-eight) single-use vials (NDC 0053-0099-01), each with an extractable volume of no less than 10 mL of HEMGENIX (see 5). The total number of vials in each kit corresponds to the dosing requirement for the individual patient depending on the patient's body weight [see *Dosage and Administration* (2.1)]. The customized kit is accompanied with patient's specific identifier number (Lot) on the outer carton. Each HEMGENIX kit may contain different drug product lots.

Kit sizes and National Drug Codes (NDC) are provided in Table 5:

Table 5. HEMGENIX Multi-Vial Kits

Total Number of Vials per Kit	Patient Body Weight (kg)	Total Volume per Kit (mL)	NDC Number
10	46-50	100	0053-0100-10
11	51-55	110	0053-0110-11
12	56-60	120	0053-0120-12
13	61-65	130	0053-0130-13
14	66-70	140	0053-0140-14
15	71-75	150	0053-0150-15
16	76-80	160	0053-0160-16
17	81-85	170	0053-0170-17
18	86-90	180	0053-0180-18
19	91-95	190	0053-0190-19
20	96-100	200	0053-0200-20
21	101-105	210	0053-0210-21
22	106-110	220	0053-0220-22
23	111-115	230	0053-0230-23
24	116-120	240	0053-0240-24
25	121-125	250	0053-0250-25
26	126-130	260	0053-0260-26
27	131-135	270	0053-0270-27

Total Number of Vials per Kit	Patient Body Weight (kg)	Total Volume per Kit (mL)	NDC Number
28	136-140	280	0053-0280-28
29	141-145	290	0053-0290-29
30	146-150	300	0053-0300-30
31	151-155	310	0053-0310-31
32	156-160	320	0053-0320-32
33	161-165	330	0053-0330-33
34	166-170	340	0053-0340-34
35	171-175	350	0053-0350-35
36	176-180	360	0053-0360-36
37	181-185	370	0053-0370-37
38	186-190	380	0053-0380-38
39	191-195	390	0053-0390-39
40	196-200	400	0053-0400-40
41	201-205	410	0053-0410-41
42	206-210	420	0053-0420-42
43	211-215	430	0053-0430-43
44	216-220	440	0053-0440-44
45	221-225	450	0053-0450-45
46	226-230	460	0053-0460-46
47	231-235	470	0053-0470-47
48	236-240	480	0053-0480-48

16.2 Storage and Handling

- HEMGENIX is shipped at 2°C to 8°C (36°F to 46°F).
- Upon receipt, store HEMGENIX vials in a refrigerator at 2°C to 8°C (36°F to 46°F).
- Store HEMGENIX in the original carton until use.
- Protect HEMGENIX from light until time of dilution and administration.
- Do NOT FREEZE.

After dilution

- Once diluted, store HEMGENIX in the infusion bag protected from light.
- Store diluted HEMGENIX in the infusion bag at 15°C to 25°C (59°F to 77°F).
- Infuse the diluted product within 24 hours after the dose preparation [see *Dosage and Administration* (2.2)].

17 PATIENT COUNSELING INFORMATION

Inform patients that:

- Pre-infusion blood tests will be necessary to look for Factor IX inhibitors. If these exist, the patient may not be a good candidate for HEMGENIX [see *Dosage and Administration* (2)].
- Prior to HEMGENIX treatment, a liver ultrasound and elastography will be performed. Patients found to have pre-existing risk factors for hepatocellular carcinoma will be monitored annually in the 5 years following infusion [see *Warnings and Precautions* (5.4)].
- Infusion reactions can occur. Patients will be monitored during and for at least 3 hours following administration. If a reaction occurs, the infusion rate may be slowed or interrupted, then started at a slower rate [see *Warnings and Precautions* (5.1)].
- HEMGENIX can elevate certain liver enzymes. Weekly blood tests will be required to monitor for this for 3 months after treatment. Corticosteroid treatment may be necessary if this occurs [see *Warnings and Precautions* (5.2)].
- If post-infusion bleeding is not controlled or if bleeding returns, then blood tests will be performed for Factor IX activity and neutralizing Factor IX inhibitors [see *Warnings and Precautions* (5.5)].
- Vector distribution in blood (within the body), and vector shedding in semen and other excreta and secretions can occur post-infusion. It is not known how long this will continue. Patients should not donate blood, organs, tissues, or cells for transplantation [see *Pharmacokinetics* (12.3)].

Manufactured by:

uniQure, Inc.
113 Hartwell Avenue
Lexington, MA 02421 USA

Manufactured for:

CSL Behring LLC
King of Prussia, PA 19406, USA
US License No. 1767

Distributed by:

CSL Behring LLC
Kankakee, IL 60901 USA

For Patent information: www.cslbehring.com/products/patents (in-licensed from uniQure)